

Kindergarten Supply List 2017-2018

Dear Parents,

We hope that you and your family are having a fun filled summer. We are already planning for the new school year and know that you would like to begin preparing for that first "big day" of kindergarten. The following information should assist you in your planning process.

The Kindergarten school day is 8 a.m. to 3 p.m. Lunch may be purchased or brought from home.

Please be sure to label your child's sweater, sweatshirt, and jacket so that we can help your child be responsible for his/her belongings.

Your child will need a backpack each day. We ask that the backpack be big enough to accommodate an 8 ½ by 11 folder. Also, please no backpacks with wheels. They do not fit into our classroom cubbies and are difficult to store during the school day.

Below is a list of supplies that your child will need for the school year. Be sure to bring all of these to "Meet Your Teacher Day" at the beginning of school. Please put all items in a brown grocery bag and label the bag with your child's name. There is no need to label individual items since many of the items will be used for group activities.

- 8 boxes of 8 Crayola crayons, regular size classic colors
- 5 boxes of 24 Crayola crayons
- 1 box of 12 colored pencils
- 1 pair of blunt end 5" Fiskar scissors
- 8 large glue sticks (Elmer's washable school glue)
- 1 roll of scotch tape
- 3 containers Clorox wipes
- 2 boxes of tissues
- 1 roll paper towels
- 1 box of Prang watercolors
- 1 box of quart size zip bags
- 1 box of gallon size zip bags
- 1 box Ticonderoga pencils
- 1 composition book (for math journal)
- **Girls only:**
 - 2 boxes of 12 Crayola broad line markers, classic colors
 - 1 container baby wipes
- **Boys only:**
 - 2 boxes of 8 Crayola thin markers, classic colors
 - 1 box snack size zip bags

If you are ordering pre-packaged materials through the school, they will be in your child's classroom on "Meet Your Teacher Day."

We look forward to working with your child and know that this coming school year will be fun and rewarding.

Sincerely,
Your Kindergarten Teachers

SCHOOL SUPPLY PACKS

- Save Time & Money with Quality Products.
- Teacher Approved and Custom Packed for Each Student.
- Avoid Shopping Hassles. No Crowds. No Traffic. No Guesswork.

SAN JOSE EPISCOPAL DAY SCHOOL 2017-2018 SCHOOL SUPPLY ONLINE ORDERING

Save Up to 40% on Supplies with EPI

Pricing below compares items in our basic elementary school supply pack containing 43 of the most common items schools order. Your school pricing will vary due to customized programs.

National Retailer	EPI Price	You Save Nearly 40%
\$57.96	\$34.86	\$23.10

Grade Level 2017-2018	Cost Each
Pre-K3 Boys	\$34
Pre-K3 Girls	\$34
Pre-K4	\$45
K Boys	\$67
K Girls	\$67
1st Boys	\$83
1st Girls	\$83
2nd Boys	\$48
2nd Girls	\$48
3rd	\$45
4th	\$54
5th Boys	\$78
5th Girls	\$78
6th Boys	\$111
6th Girls	\$111

ONLINE ORDERING ONLY!

Order Securely Online

Starting NOW thru June 25th!

1. Go to www.educationalproducts.com/shoppacks
2. Enter the school ID, SAN290
3. Follow the directions to complete your order.
4. Keep your online confirmation as your receipt.

Tax will be applied at checkout.

For questions, please contact
Caitlin O'Keefe at 904-733-0352
or cokeefe@sjeds.org

School supplies will be available will be waiting for students in classroom.

BROUGHT TO YOU BY



Educational Products, Inc.

June 2017

Dear Parents,

Welcome to Kindergarten! Your child is a precious gift from God; thank you for sharing him or her with us. We hope that our school community will nurture your child's growth in many ways.

During the past months, your child has learned a great deal about their classmates, God's wonderful world, and themselves. You, as concerned parents, have asked how to keep the excitement and thirst for knowledge alive and continue to grow over the summer. To ensure the best possible start to a new school year, please consider some of the following summer activity suggestions listed below.

Set aside time to read with your child at every opportunity. As your child reads this summer, have him or her color the Reading Record Sheets. Don't forget to record both the reading your child does to you, and the reading you do with your child as well. When school begins in August, we will collect these logs for a treat!

Ask your child to tell you what he or she notices about the print you encounter . . . in books, on menus, on billboards, etc. As you read run your finger below the words as you read them. (This helps your child continue to associate spoken words with written print and reinforces left to right direction). Play rhyming games. Memorize favorite rhymes. Engage your child in conversation and listen to their response. The public library offers fun and exciting programs to encourage reading. Take advantage of this free activity.

Encourage your child express themselves in words and pictures. Writing with phonetic spelling continues to be an excellent way to reinforce systems of meaning important to both the reading and the writing processes. Continue to practice correct pencil grasp while printing upper and lower case letters.

Strengthen math skills by playing with math concepts such as counting, patterning, sorting, measuring, etc. Practice writing numbers 0-10 and using math vocabulary (more, fewer, first, second, third etc.). Use measuring tools together (yardstick, ruler, tape measure, scales, etc.) To help with some fun math activities we have included a math choice board. Please choose at least 2 activities to complete with your child. We would love for you to take pictures and send them in on the first day of school. We will make a collage of all our fun math projects! A little review and practice goes a long way in supporting knowledge retention.

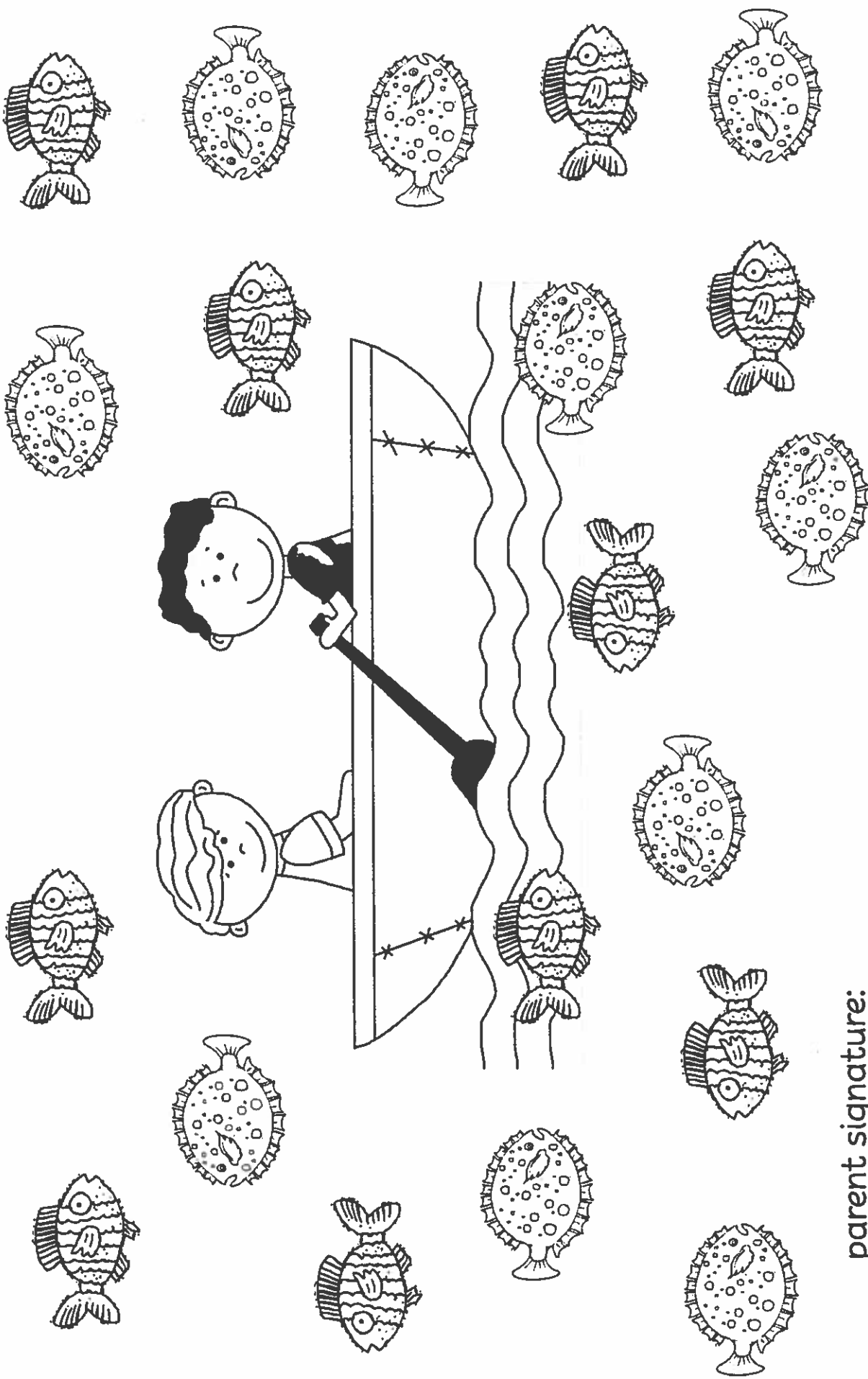
Take field trips to the library, plays, concerts, museums or any other opportunity for knowledge and enrichment. Experiencing, questioning, discussing, and trial and error are vital in order to help your child become a lifelong learner.

Last, but not least, enjoy each other and have fun! Summer is a time to set a more relaxed pace, so that children can begin a new school year rested and ready to face new challenges. We look forward to meeting all our newly minted Kindergartners in August! Best wishes for a safe and relaxing summer!

**Sincerely,
Your Kindergarten Teachers**

June Reading Log


Color each fish for each 10-20 minutes of reading you do each night. Return in September for a treat.



parent signature: _____

July Reading Log


Color each hat and firecracker for each 10-20 minutes of reading you do each night.
Return in September for a treat.



parent signature: _____

August Reading Log

Color each pail and tube for each 10-20 minutes of reading you do each night. Return in September for a treat.



parent signature: _____

My Choice Board

Choose 2 activities

to complete by _____ August 15, 2017.

Create a counting book with your child to help them practice their numbers at home. They'll use their artistic skills to make visual representations of each number from 1 through 10. When their counting book is done, they'll be able to "lift the flap" to see if they identified each number correctly.

Draw shapes on the ground, and let your preschooler walk, hop, and skip her way to learning all about rectangles, triangles, and circles. All you need is some sidewalk chalk and a bit of concrete to get started. Write 10 simple instructions, each one on a small slip of paper. Try to incorporate color, shape, and direction.

Stimulate your child's grasp of the important concept of ordering and sequence by incorporating some simple activities and conversations into his time at home. Organizing and arranging sets of objects into a specific pattern using one-to-one correspondence will help him to understand the idea that numbers have a specific order (fewer to more) and that each number is one more than the number before.

Practice patterning the fun way—by playing with your food! Using a Fruit Loop-type cereal and yarn, help your child create crunchy, edible patterns. Start with a simple ABC pattern and work your way to more complicated patterns as she works on small motor skills and her understanding of patterns.

Use your paper to create a parking lot for your child's toy cars. Take your marker and ruler to draw lines for parking spaces around the outside of the paper. Have your child print a number beginning at 1, in each of the parking spaces. Call out a number from the parking lot and have your child drive his toy car in and park it in the appropriate space. Continue calling numbers until all of his cars have been parked.

Help your child set the rope out in a long, straight line. Using the marker, help your child to create number sheets by writing large numerals 1-20 on the pieces of paper. Starting with the smallest number, set up the sheets in numerical order along the rope, placing them face down so that the numbers are hidden. Encourage your child to start walking along the rope. Every time she comes to a face down sheet, have her flip it over, call out the number on the sheet, and then turn the sheet back over so the number is once again hidden. Have her walk up and down the line to get a firm hold on her numbers.

Name: _____

©Brooke Brown

