

June 2018

Dear Parents,

Welcome to Kindergarten! Your child is a precious gift from God; thank you for sharing him or her with us. We hope that our school community will nurture your child's growth in many ways.

During the past months, your child has learned a great deal about their classmates, the wonderful world, and themselves. Many parents how to keep the excitement and thirst for knowledge alive and growing over the summer. To ensure the best possible start to a new school year, please consider some of the following summer activity suggestions listed below.

Set aside time to read with your child at every opportunity. As your child reads this summer, have him or her color the Reading Record Sheets. Don't forget to record both the reading your child does to you, and the reading you do with your child as well. When school begins in August, the we will collect these logs for a treat!

Ask your child to tell you what he or she notices about the print you encounter...in books, on menus, on billboards, etc. As you read run your finger below the words as you read them. (This helps your child continue to associate spoken words with written print and reinforces left to right direction). Play rhyming games. Memorize favorite rhymes. Engage your child in conversation and listen to their response. The public library offers fun and exciting programs to encourage reading. Take advantage of this free activity.

Encourage your child express themselves in words and pictures. Writing with phonetic spelling continues to be an excellent way to reinforce systems of meaning important to both the reading and the writing processes. Continue to practice correct pencil grasp while printing upper and lower case letters.

Strengthen math skills by playing with math concepts such as counting, patterning, sorting, measuring, etc. Practice writing numbers 0-10 and using math vocabulary (more, fewer, first, second, third etc.). Use measuring tools together (yardstick, ruler, tape measure, scales, etc.) To help with some fun math activities we have included a math choice board. Please choose at least 2 activities to complete with your child. We would love for you to take pictures and send them in on the first day of school. We will make a collage of all our fun math projects! A little review and practice goes a long way in supporting knowledge retention.

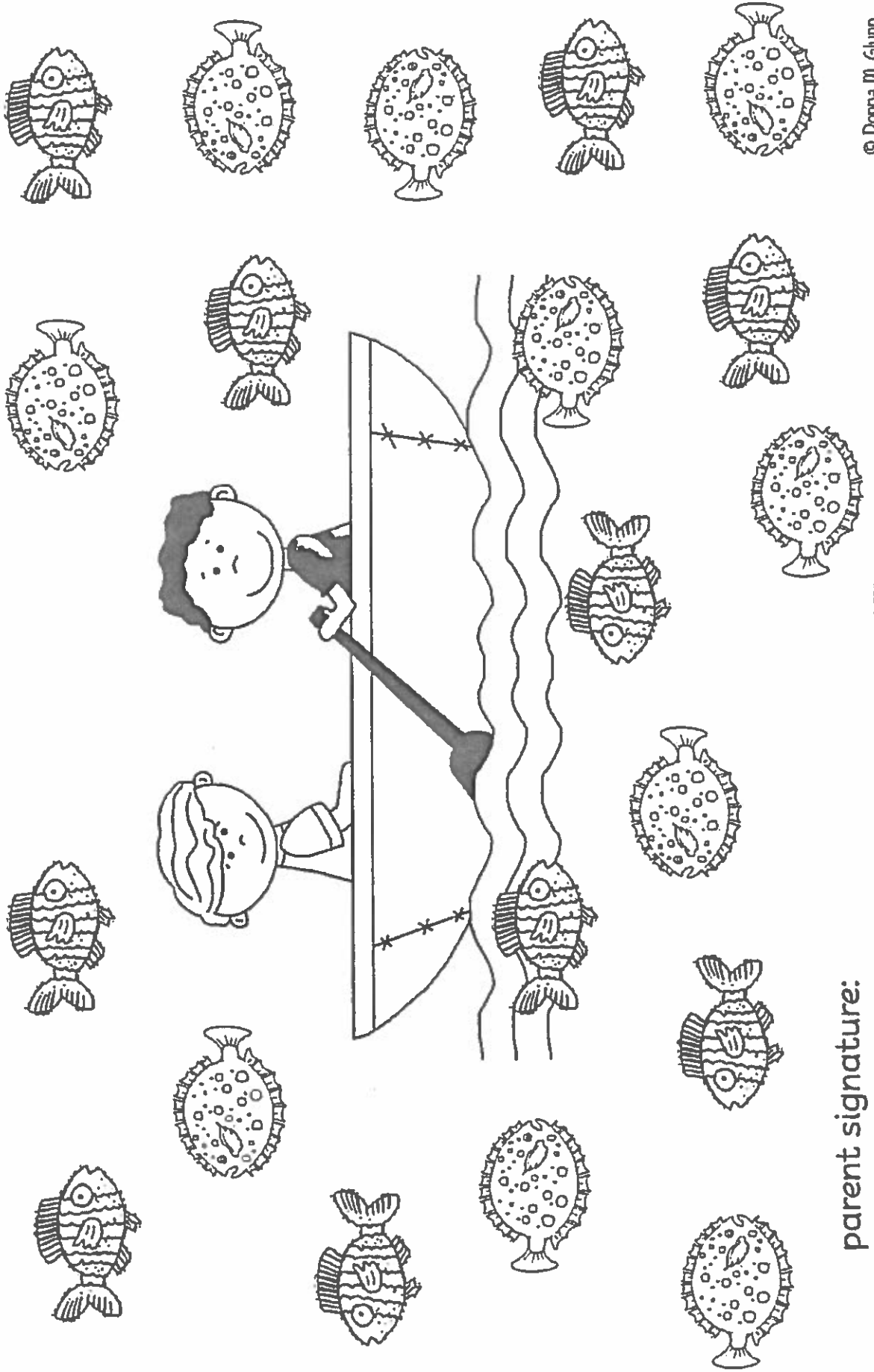
Take field trips to the library, plays, concerts, museums or any other opportunity for knowledge and enrichment. Experiencing, questioning, discussing, and trial and error are vital in order to help your child become a lifelong learner.

Last, but not least, enjoy each other and have fun! Summer is a time to set a more relaxed pace, so that children can begin a new school year rested and ready to face new challenges. We look forward to meeting all our newly minted Kindergartners in August! Best wishes for a safe and relaxing summer!

Sincerely,  
Your Kindergarten Teachers

# June Reading Log


Color each fish for each 10-20 minutes of reading you do each night. Return in September for a treat.



parent signature: \_\_\_\_\_

# July Reading Log

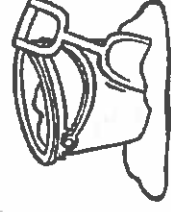
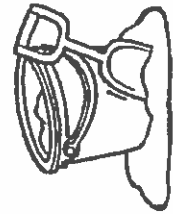
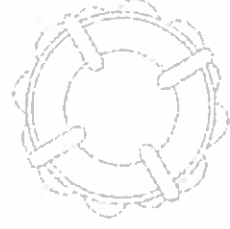
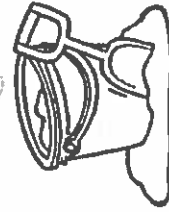
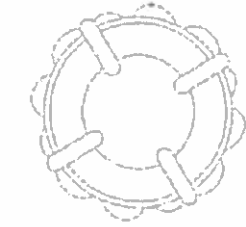
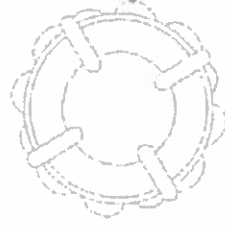
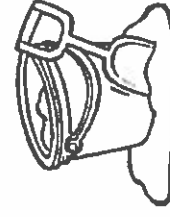
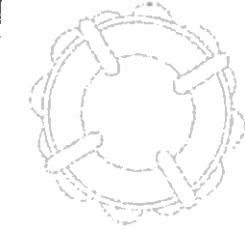
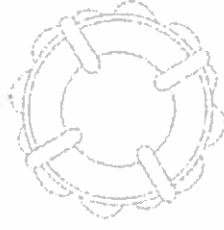
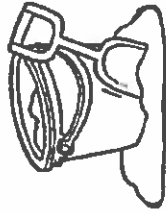
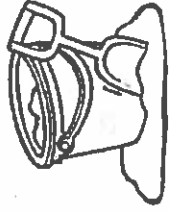
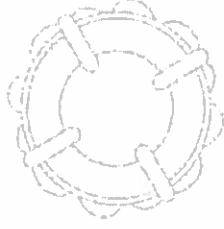
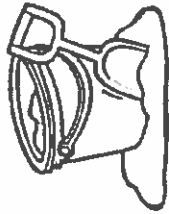

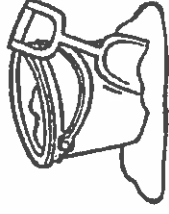
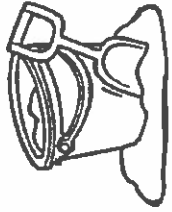
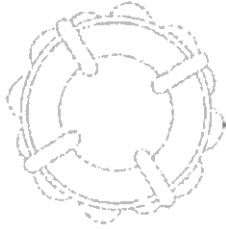
Color each hat and firecracker for each 10-20 minutes of reading you do each night.  
Return in September for a treat.



parent signature: \_\_\_\_\_

# August Reading Log

Color each pail and tube for each 10-20 minutes of reading you do each night. Return in September for a treat.



parent signature: \_\_\_\_\_

# My Choice Board

Choose 2 activities  
to complete by \_\_\_\_\_ August 14, 2018.

Create a counting book with your child to help them practice their numbers at home. They'll use their artistic skills to make visual representations of each number from 1 through 10. When their counting book is done, they'll be able to "lift the flap" to see if they identified each number correctly.

Draw shapes on the ground, and let your preschooler walk, hop, and skip her way to learning all about rectangles, triangles, and circles. All you need is some sidewalk chalk and a bit of concrete to get started. Write 10 simple instructions, each one on a small slip of paper. Try to incorporate color, shape, and direction.

Stimulate your child's grasp of the important concept of ordering and sequence by incorporating some simple activities and conversations into his time at home. Organizing and arranging sets of objects into a specific pattern using one-to-one correspondence will help him to understand the idea that numbers have a specific order (fewer to more) and that each number is one more than the number before.

Practice patterning the fun way—by playing with your food! Using a Fruit Loop-type cereal and yarn, help your child create crunchy, edible patterns. Start with a simple ABC pattern and work your way to more complicated patterns as she works on small motor skills and her understanding of patterns.

Use your paper to create a parking lot for your child's toy cars. Take your marker and ruler to draw lines for parking spaces around the outside of the paper. Have your child print a number beginning at 1, in each of the parking spaces. Call out a number from the parking lot and have your child drive his toy car in and park it in the appropriate space. Continue calling numbers until all of his cars have been parked.

Help your child set the rope out in a long, straight line. Using the marker, help your child to create number sheets by writing large numerals 1-20 on the pieces of paper. Starting with the smallest number, set up the sheets in numerical order along the rope, placing them face down so that the numbers are hidden. Encourage your child to start walking along the rope. Every time she comes to a face down sheet, have her flip it over, call out the number on the sheet, and then turn the sheet back over so the number is once again hidden. Have her walk up and down the line to get a firm hold on her numbers.

Name: \_\_\_\_\_

©Brooke Brown

