

June 2018

Dear Rising 4th Graders,

Welcome to 4th Grade! We can't wait to welcome you in August. In the meantime, enjoy your summer and keep your skills fresh with the reading and math assignments explained below. These assignments are due on the first day of school.

### Reading

- Complete the attached reading assignments. You are required to read TWO books this summer. These are designed to help you keep your reading skills sharp and to help you prepare for the novels you will read in fourth grade.
- Read every day!

### Math

- Practice the basic addition, subtraction, multiplication, and division facts. **Each student will be assessed in August for basic fact fluency.**
- Complete the assigned math packet. This review of math concepts is designed to compliment your student's review of his/her math skills. The intent of this summer extension is to support your student and cement his/her understanding of these mathematical concepts. Our recommendation would be to have your student to work on the math packet and practice math facts weekly over the summer. Your student will turn in the math packet to his/her math teacher on the first day of school in August.
- If you are a returning student, complete 20-30 minutes of Mathletics per week.

Happy Summer!

Your Fourth Grade Teachers

## Rising 4<sup>th</sup> Grade Summer Reading

Students in rising 4th grade are asked to read TWO books this summer to help instill a love for reading and to keep their reading skills sharp over the summer break.

### Book #1:

All students are required to read and annotate the following book this summer. The first week of school you will be taking an AR test on this book and completing a graded in-class project. Bring your book on the first day of school.

### Rising 4th Grade Required Reading Book:

<i>Tales of a Fourth Grade Nothing</i>	By Judy Blume
--	---------------

### Book #2:

Please choose one book from the list below. After you read the book, please complete and submit the Google Form entitled "Summer Reading: Book #2." The link for this form is found below. This form must be completed before "Meet Your Teacher Day" on August 14. You will be completing an AR test on the book you read the first week of school. Please click here for the "Summer Reading: Book #2 Link: [Google Form Link](#)

### Rising 4th Grade Books: (Please choose one.)

<i>Kingdom Keepers</i>	Pearson, Ridley	AR Level: 4.2-5.4
<i>The Miraculous Journey of Edward Tulane</i>	DiCamillo, Kate	AR Level: 3.9
<i>The Magician's Nephew</i>	Lewis, C.S.	AR Level: 5.4
<i>Because of Winn Dixie</i>	DiCamillo, Kate	AR Level: 3.9
<i>Holes</i>	Sachar, Louis	AR Level: 4.6
<i>Maniac Magee</i>	Spinelli, Jerry	AR Level: 4.6
<i>The Lemonade War (series)</i>	Davies, Jacqueline	AR Level: 4.1-4.8


# ALWAYS ANNOTATE

Good readers should annotate while reading articles, stories, novels, poems, etc.

## Symbols:

1. **STAR**: the most important parts (climax, problem, solution, etc.)
2. **UNDERLINE**: major characters, events, settings, etc.
3. **MARGINS**: write notes/comments in the margins of the text
4. **CIRCLE**: words/phrases that you may need to look back to



**Remember:** If you annotate too much or too little you will have to reread the text. Annotate just right.



Name \_\_\_\_\_



# Color and Match Fractions

$$\frac{1}{3}$$





$$\frac{3}{4}$$

Two  
Fourths



$$\frac{1}{2}$$


$$\frac{6}{8}$$




Two  
Sixths

• Color each circle to match the fraction. Draw lines to connect fractions that show equal amounts.


Name \_\_\_\_\_




# WRITE THE TIME



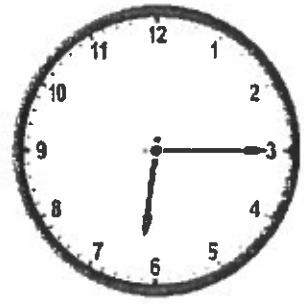
\_\_\_\_\_ : \_\_\_\_\_



\_\_\_\_\_ : \_\_\_\_\_



\_\_\_\_\_ : \_\_\_\_\_




\_\_\_\_\_ : \_\_\_\_\_




\_\_\_\_\_ : \_\_\_\_\_




\_\_\_\_\_ : \_\_\_\_\_




\_\_\_\_\_ : \_\_\_\_\_



\_\_\_\_\_ : \_\_\_\_\_




\_\_\_\_\_ : \_\_\_\_\_



\_\_\_\_\_ : \_\_\_\_\_



\_\_\_\_\_ : \_\_\_\_\_



\_\_\_\_\_ : \_\_\_\_\_





















Write the time under each clock.

Name \_\_\_\_\_



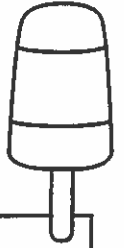
# ELAPSED TIME

© Kendra's Kindergarten 2017

 →  1 Hour 30 Minutes	 → 
 → 	 → 
 → 	 → 
 → 	 → 
 → 	 → 

Find the amount of time that passes between each set of clocks. The first one is done for you.

Name \_\_\_\_\_



# Roll and Solve Addition

$\begin{array}{r} 450 \\ + 137 \\ \hline \end{array}$	$\begin{array}{r} 347 \\ + 624 \\ \hline \end{array}$	$\begin{array}{r} 550 \\ + 312 \\ \hline \end{array}$	$\begin{array}{r} 713 \\ + 144 \\ \hline \end{array}$	$\begin{array}{r} 548 \\ + 280 \\ \hline \end{array}$	$\begin{array}{r} 627 \\ + 320 \\ \hline \end{array}$
$\begin{array}{r} 614 \\ + 332 \\ \hline \end{array}$	$\begin{array}{r} 680 \\ + 101 \\ \hline \end{array}$	$\begin{array}{r} 445 \\ + 324 \\ \hline \end{array}$	$\begin{array}{r} 577 \\ + 112 \\ \hline \end{array}$	$\begin{array}{r} 513 \\ + 455 \\ \hline \end{array}$	$\begin{array}{r} 323 \\ + 458 \\ \hline \end{array}$
$\begin{array}{r} 420 \\ + 210 \\ \hline \end{array}$	$\begin{array}{r} 375 \\ + 512 \\ \hline \end{array}$	$\begin{array}{r} 700 \\ + 279 \\ \hline \end{array}$	$\begin{array}{r} 632 \\ + 211 \\ \hline \end{array}$	$\begin{array}{r} 754 \\ + 122 \\ \hline \end{array}$	$\begin{array}{r} 280 \\ + 307 \\ \hline \end{array}$
$\begin{array}{r} 635 \\ + 153 \\ \hline \end{array}$	$\begin{array}{r} 508 \\ + 170 \\ \hline \end{array}$	$\begin{array}{r} 641 \\ + 341 \\ \hline \end{array}$	$\begin{array}{r} 286 \\ + 201 \\ \hline \end{array}$	$\begin{array}{r} 547 \\ + 231 \\ \hline \end{array}$	$\begin{array}{r} 723 \\ + 110 \\ \hline \end{array}$
$\begin{array}{r} 427 \\ + 402 \\ \hline \end{array}$	$\begin{array}{r} 496 \\ + 102 \\ \hline \end{array}$	$\begin{array}{r} 850 \\ + 131 \\ \hline \end{array}$	$\begin{array}{r} 633 \\ + 201 \\ \hline \end{array}$	$\begin{array}{r} 358 \\ + 509 \\ \hline \end{array}$	$\begin{array}{r} 679 \\ + 121 \\ \hline \end{array}$
1	2	3	4	5	6

© Kendra's Kindergarten 2017

Roll a dice. Solve an addition problem above the number you roll.  
Continue until all problems have been solved.

Name \_\_\_\_\_



# Roll and Solve Subtraction

$\begin{array}{r} 992 \\ - 324 \\ \hline \end{array}$	$\begin{array}{r} 734 \\ - 124 \\ \hline \end{array}$	$\begin{array}{r} 632 \\ - 456 \\ \hline \end{array}$	$\begin{array}{r} 792 \\ - 456 \\ \hline \end{array}$	$\begin{array}{r} 512 \\ - 120 \\ \hline \end{array}$	$\begin{array}{r} 961 \\ - 510 \\ \hline \end{array}$
$\begin{array}{r} 487 \\ - 111 \\ \hline \end{array}$	$\begin{array}{r} 880 \\ - 534 \\ \hline \end{array}$	$\begin{array}{r} 743 \\ - 349 \\ \hline \end{array}$	$\begin{array}{r} 682 \\ - 142 \\ \hline \end{array}$	$\begin{array}{r} 392 \\ - 341 \\ \hline \end{array}$	$\begin{array}{r} 209 \\ - 108 \\ \hline \end{array}$
$\begin{array}{r} 973 \\ - 209 \\ \hline \end{array}$	$\begin{array}{r} 643 \\ - 451 \\ \hline \end{array}$	$\begin{array}{r} 758 \\ - 632 \\ \hline \end{array}$	$\begin{array}{r} 583 \\ - 422 \\ \hline \end{array}$	$\begin{array}{r} 999 \\ - 106 \\ \hline \end{array}$	$\begin{array}{r} 742 \\ - 321 \\ \hline \end{array}$
$\begin{array}{r} 693 \\ - 564 \\ \hline \end{array}$	$\begin{array}{r} 553 \\ - 367 \\ \hline \end{array}$	$\begin{array}{r} 323 \\ - 199 \\ \hline \end{array}$	$\begin{array}{r} 892 \\ - 519 \\ \hline \end{array}$	$\begin{array}{r} 754 \\ - 288 \\ \hline \end{array}$	$\begin{array}{r} 519 \\ - 409 \\ \hline \end{array}$
$\begin{array}{r} 734 \\ - 444 \\ \hline \end{array}$	$\begin{array}{r} 899 \\ - 561 \\ \hline \end{array}$	$\begin{array}{r} 382 \\ - 223 \\ \hline \end{array}$	$\begin{array}{r} 478 \\ - 159 \\ \hline \end{array}$	$\begin{array}{r} 785 \\ - 285 \\ \hline \end{array}$	$\begin{array}{r} 746 \\ - 274 \\ \hline \end{array}$
1	2	3	4	5	6

Roll a dice. Solve an addition problem above the number you roll.

Continue until all problems have been solved.



Name \_\_\_\_\_



# Multiples Of...

Multiples of 5...

24	16	5	40	20	77	18
22	67	10	42	99	66	31
34	19	15	68	48	92	29
67	14	80	75	50	12	8
26	86	14	97	15	23	13
11	6	44	57	35	28	32
54	31	90	65	45	7	88

Multiples of 8...

76	55	8	9	16	12	15
45	99	24	97	56	17	29
67	75	72	41	32	33	58
25	59	40	63	24	98	50
85	42	88	44	48	87	99
31	65	56	21	96	25	39
49	47	80	64	72	91	20

Multiples of 3...

4	3	25	16	19	22	33
34	9	12	13	7	8	36
14	15	22	6	25	40	39
55	21	23	11	3	5	6
28	24	32	35	25	9	12
26	27	37	49	41	24	18
19	33	91	20	22	11	3

Multiples of 6...

7	29	6	18	12	37	49
50	56	24	71	88	91	15
13	21	66	35	41	99	16
23	25	30	12	36	39	45
58	22	19	77	54	70	13
17	4	79	81	42	14	22
23	57	48	54	60	9	10

Multiples of 4...

5	4	10	67	14	8	13
21	12	29	31	15	16	99
34	20	18	21	17	44	45
25	8	44	20	32	30	9
37	24	49	41	19	16	22
26	40	14	18	29	32	43
55	36	83	27	29	20	15

Multiples of 2...


3	6	8	10	34	12	5
67	7	31	56	9	25	11
37	13	45	22	99	21	45
65	31	77	78	65	81	69
33	75	89	14	19	23	97
61	63	87	22	13	9	11
79	88	74	36	92	52	47

Multiples of 7...

6	7	21	12	18	24	14
33	21	70	45	57	66	21
34	35	48	56	50	52	42
88	49	12	15	63	45	56
99	63	9	16	22	42	70
31	77	44	57	60	28	21
24	28	29	37	17	12	35

Multiples of 9...

15	10	9	54	18	19	20
26	35	27	43	89	22	19
64	55	63	10	11	14	88
23	15	72	90	27	78	73
67	64	36	91	80	82	67
13	24	45	65	37	44	12
55	32	81	99	63	77	43

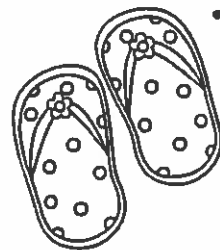


Use the letters you made to  
decode the secret word:

\_\_\_\_\_

Color the squares that contain the multiples of each given number. Use the letters you form to make the secret word.

Name \_\_\_\_\_



## Multiplication Word Problems


Michael is practicing his fastball. He completes 7 sets of 8 pitches. How many pitches did Michael throw?

Lindsay is picking her watermelons. She lines them up in 5 rows of 6. How many watermelons does Lindsay have?

Tommy is counting his sparklers for the 4th of July. He puts them into 8 groups of 9. How many sparklers does Tommy have?

Alex is selling lemonade for \$3 per glass. She has sold 15 glasses. How much money has Alex made?

Name \_\_\_\_\_



# Division Facts

$5 \overline{) 25}$

$6 \overline{) 18}$

$7 \overline{) 42}$

$8 \overline{) 72}$

$3 \overline{) 15}$

$4 \overline{) 24}$

$9 \overline{) 81}$

$6 \overline{) 54}$

$8 \overline{) 56}$

$10 \overline{) 100}$

$2 \overline{) 12}$

$4 \overline{) 16}$

$9 \overline{) 18}$

$5 \overline{) 35}$

$9 \overline{) 36}$

$4 \overline{) 32}$

$5 \overline{) 20}$

$3 \overline{) 21}$

$7 \overline{) 70}$

$6 \overline{) 48}$

Solve the division problems as quickly as you can.

Name \_\_\_\_\_

# Division Word Problems



Gabriele has 63 sunflower seeds. How many equal groups of 7 can she make?


Dane is driving to his grandma's house. It is 99 miles away. He wants to divide the trip into three equal parts. How many miles will each part be?

Dad just filled the boat with gas. He paid \$48. The gas was \$4 per gallon. How many gallons of gas did Dad put in the boat?

Ethan is collecting seashells. He collects 81 shells. He wants to put them in equal groups. What is one way Ethan could group his shells?

Name \_\_\_\_\_

© Kendra's Kindergarten 2017



## Multi-Step Word Problems

Stella is making cupcakes for a bake sale. She needs 48 cupcakes. The recipe she is following only makes 12 cupcakes and calls for 2 eggs. How many eggs will Stella need to make 48 cupcakes?

Francesca is reading a book on the beach. There are 4 chapters. The first has 53 pages, the second has 37 pages, the third has 61 pages, and the fourth has 29 pages. How many pages does the book have in all? If Francesca wants to read the book in three equal parts, how many pages would each part contain?

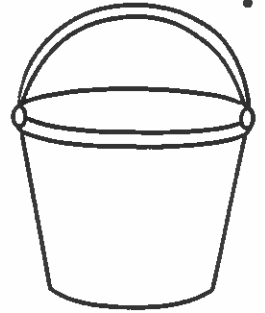
Isabella has 5 groups of 6 seashells. Niamah has 7 groups of 4 seashells. Who has more seashells? How many more?

Angelica has 51 star shaped stickers and 21 heart shaped stickers. How many stickers does she have in all? Angelica wants to put her stickers in equal groups. How can she group her stickers?

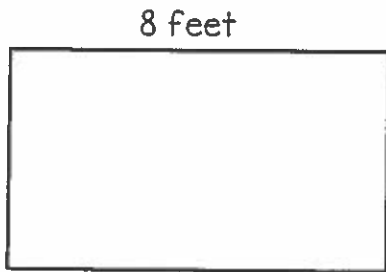
Solve the word problems. Use the back of this sheet to show your work.

Name \_\_\_\_\_

# Area and Perimeter



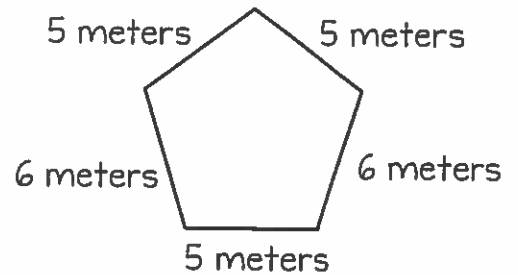
Find the perimeter:



\_\_\_\_\_




\_\_\_\_\_



\_\_\_\_\_

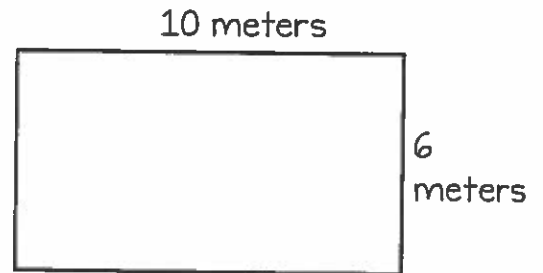
Find the area:



\_\_\_\_\_

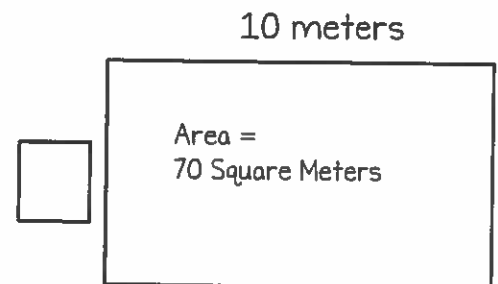
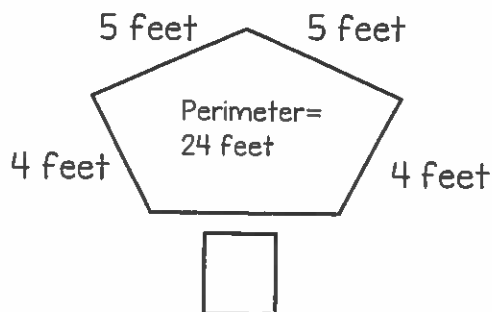
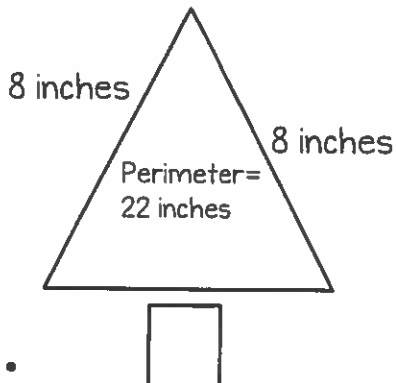


\_\_\_\_\_




\_\_\_\_\_

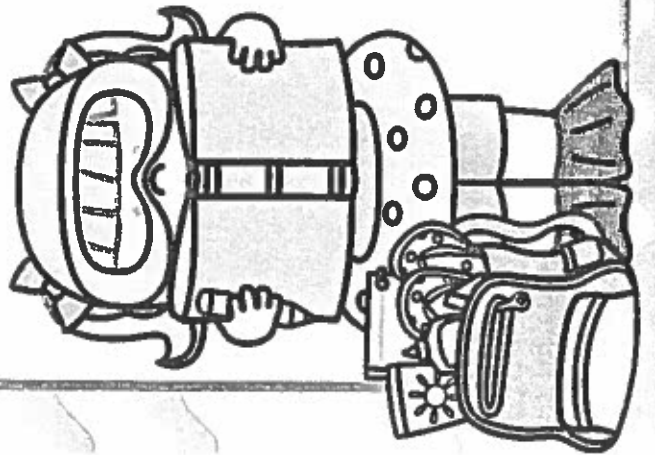

Find the unknown length



# congratulations!



This certifies that



has completed the 3rd grade  
summer packet and is ready for  
a fantastic year in 4th grade!

