

June 2019

Dear Rising First Grade Parents,

Welcome to First Grade! We hope you will enjoy the fun days of summer. Your child made important progress in kindergarten this year. We encourage rest and relaxation, but we would like to suggest some ways to keep their skills sharp this summer.

Your child can find pleasure in the heat of the summer by practicing reading skills. Success at any reading level depends on your child's interest and prior knowledge of a book's content. It matters simply that you encourage your child by helping him or her find books that are appealing and that you show interest in what they are reading. Read aloud to each other; ask your child to tell you about a story now and then. Let them see you lost in a good book. You'll be doing yourself and your child a favor!

As part of the assigned summer work, we ask that your child completes the Summer Fun Review packet. Please have your child complete the Review packet and return on Meet Your Teacher Day for a special prize.

We encourage you to set a time aside each day for your child to practice addition facts. Flashcards are a quick and easy way to practice addition facts. There are many apps and websites that are good for reinforcing math skills learned in kindergarten.

Some great math websites are:

- [www.mathplayground.com](http://www.mathplayground.com)
- [www.funbrain.com](http://www.funbrain.com)


Daily living offers many opportunities to reinforce important math skills. Keeping to a summer schedule requires that the family knows when to be where. Help your child grow comfortable with time by reading the clock during the day. As you are out and about, help your child gain confidence with money. Let him or her pay for small purchases, counting out necessary pennies, nickels, dimes, quarters, and dollars.

Finally, as you look for ways to entertain your child, think numbers. Your child will benefit from practice in addition and subtraction facts and in number order. (What comes 1st, 3rd, or 5th? What number comes before 21? After 35? Between 17 and 19? etc.) There are many ways to make drills fun. Be creative!

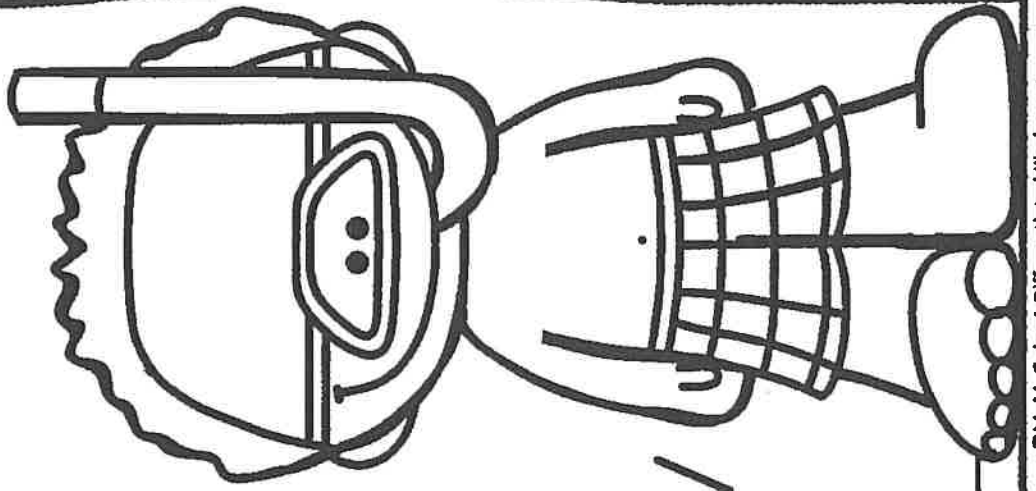
We hope that you all have a wonderful and restful summer. We look forward to meeting your child in August! Enjoy the summer break!

Thank you,

Your First Grade Teachers



First  
Grade  
Here  
I Come



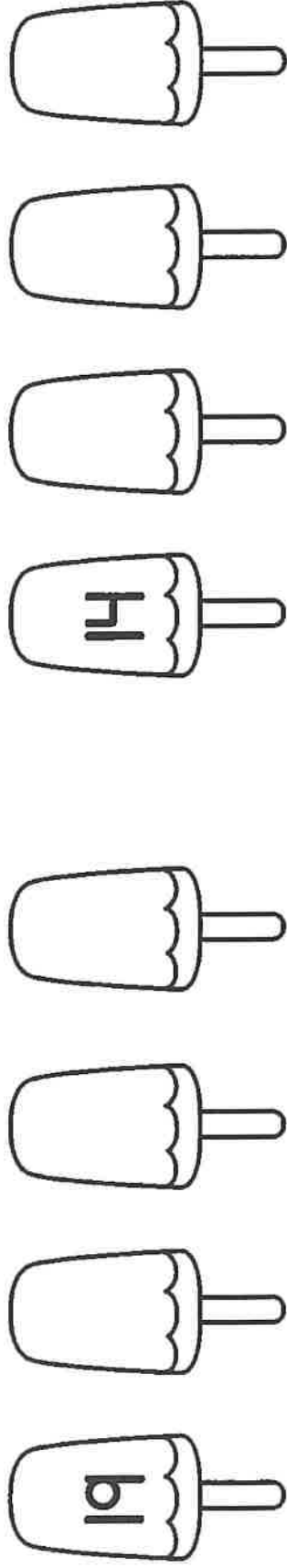
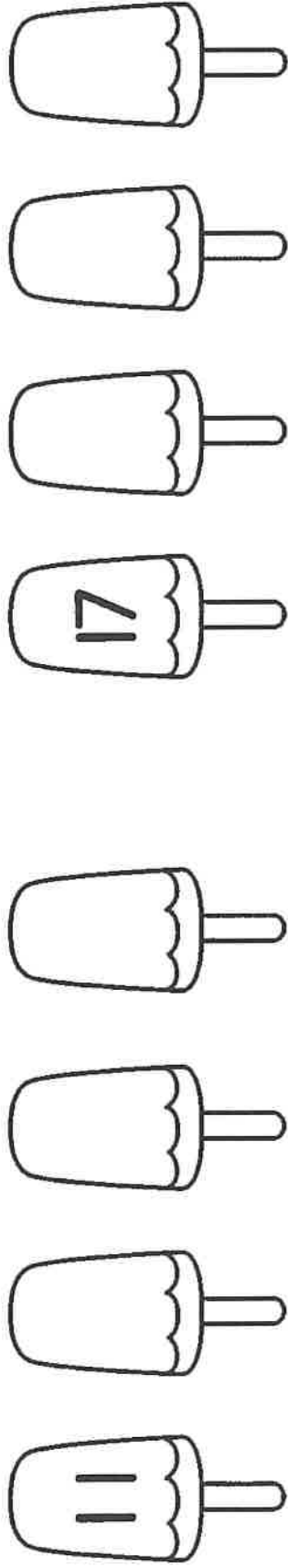
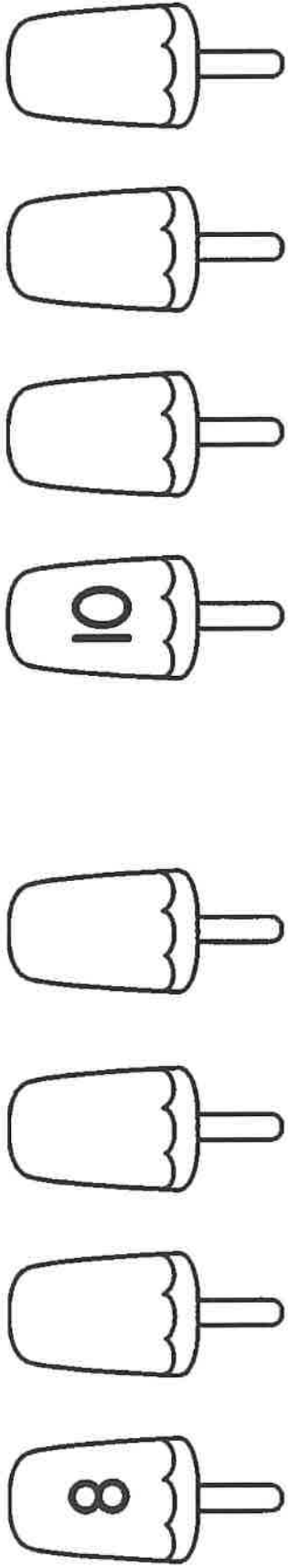
Summer Fun Review

Name: \_\_\_\_\_

Name: \_\_\_\_\_

# PLACE YOUR ICE CREAM (NUMBER) ORDER!

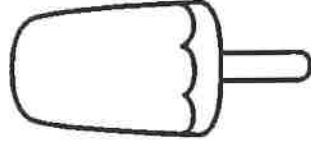



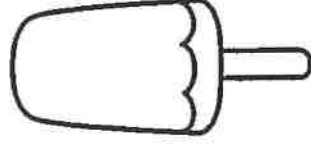
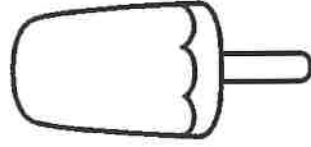
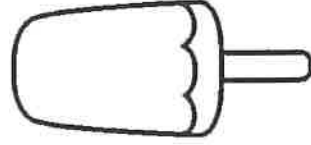
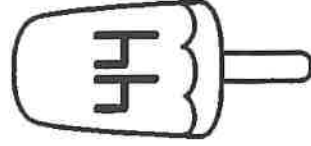
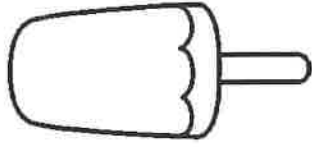
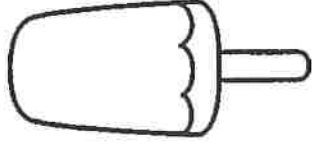
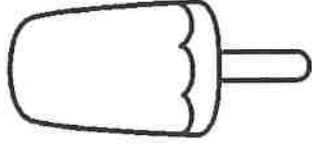

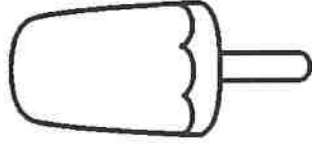
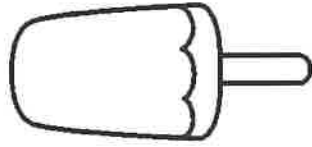
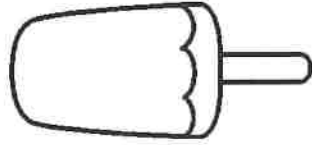

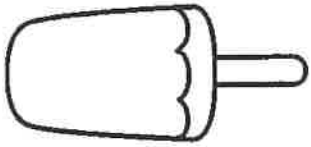
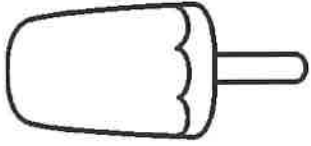
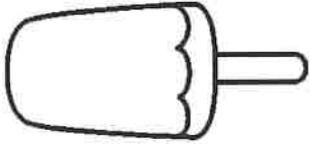

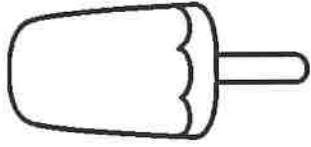
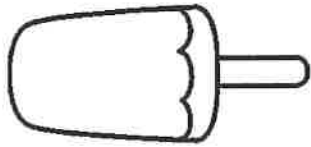
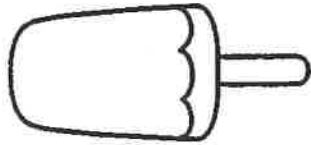

Read the number on the ice cream and count on. Write the numbers that come after.



Name: \_\_\_\_\_

# PLACE YOUR ICE CREAM (NUMBER) ORDER!








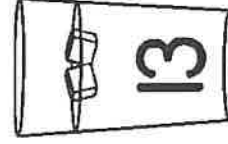
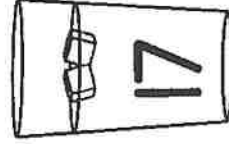
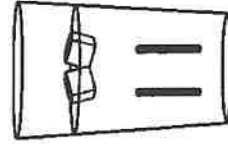
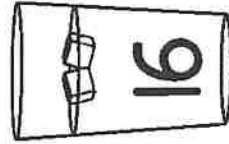
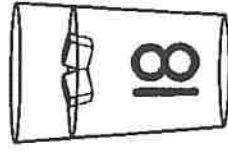
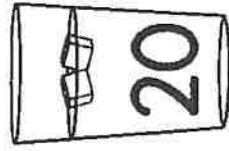
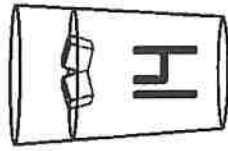

Read the number on the ice cream and count on. Write the numbers that come after.



Name: \_\_\_\_\_

# Keeping Cool With Ten Frames Fun

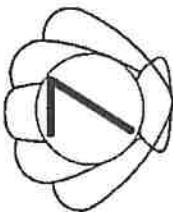
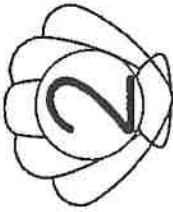
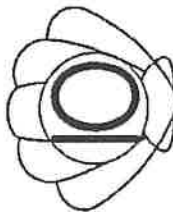
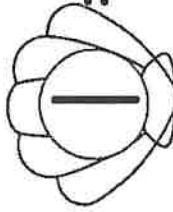

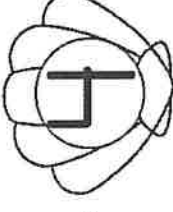
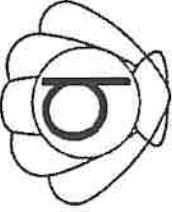

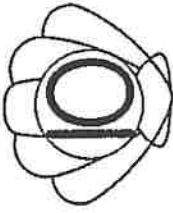


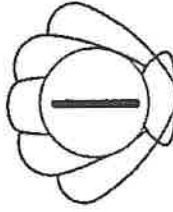
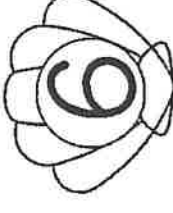

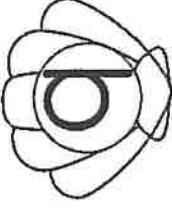
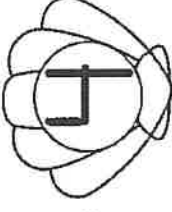
Cut and glue the ten frame that matches  
the number on the glass of lemonade.

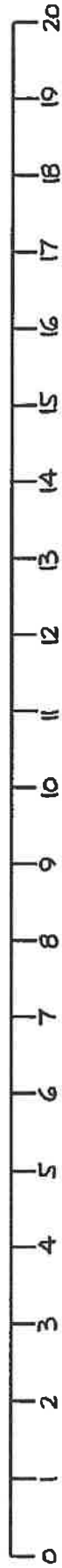





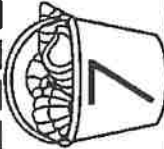
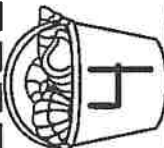



# Subtracting Shells

Name: \_\_\_\_\_

Complete the subtractions below. Cut and paste the bucket of shells that matches the answer.

	-		=	<input type="text"/>
	-		=	<input type="text"/>
	-		=	<input type="text"/>
	-		=	<input type="text"/>
	-		=	<input type="text"/>
	-		=	<input type="text"/>
	-		=	<input type="text"/>
	-		=	<input type="text"/>



							
---------------------------------------------------------------------------------------	---------------------------------------------------------------------------------------	---------------------------------------------------------------------------------------	---------------------------------------------------------------------------------------	--------------------------------------------------------------------------------------	-------------------------------------------------------------------------------------	-------------------------------------------------------------------------------------	-------------------------------------------------------------------------------------

Subtraction from 10

# Adding Up Sweet Summer Treats

Solve the addition problems written in the picture. Use the color key and your answers to color the picture.

## Color Answer Key

0 =  blue

1 =  pink

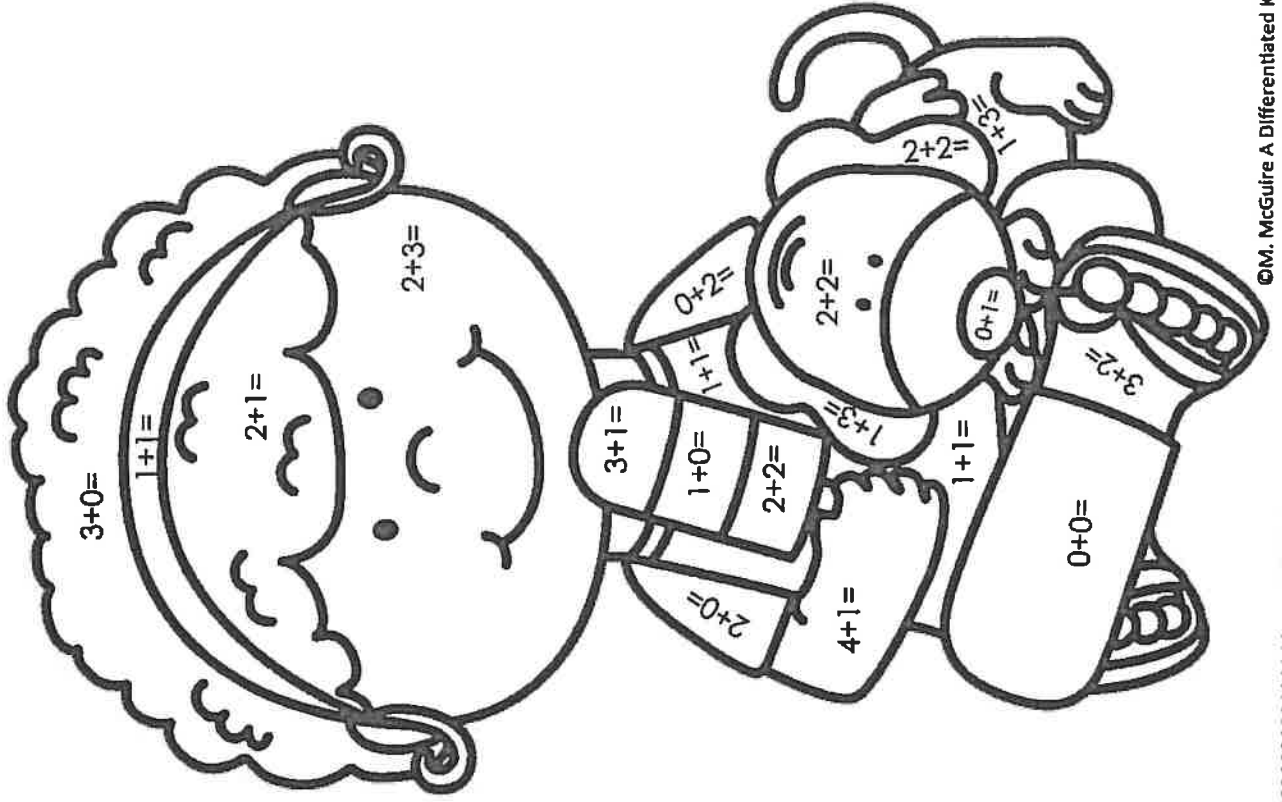
2 =  green

3 =  orange

4 =  brown

5 =  tan

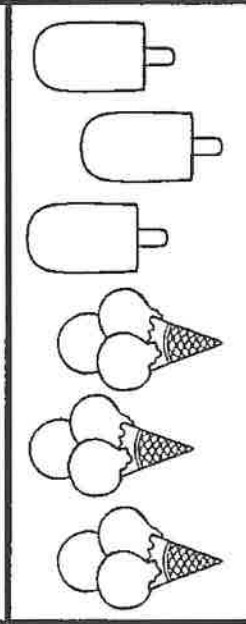
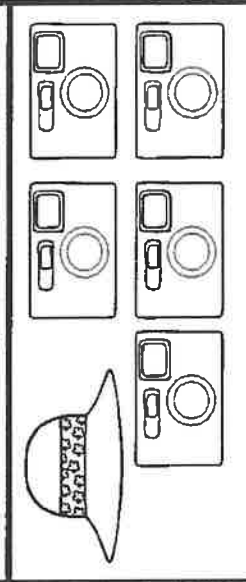
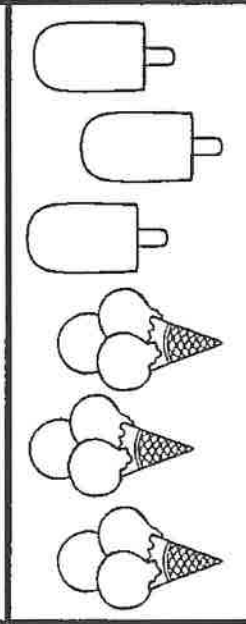
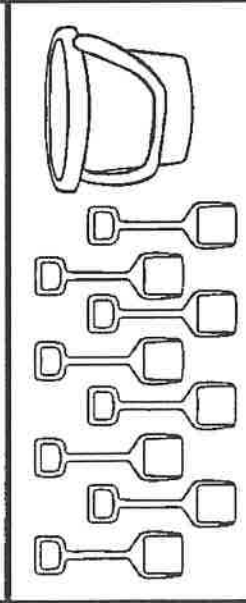
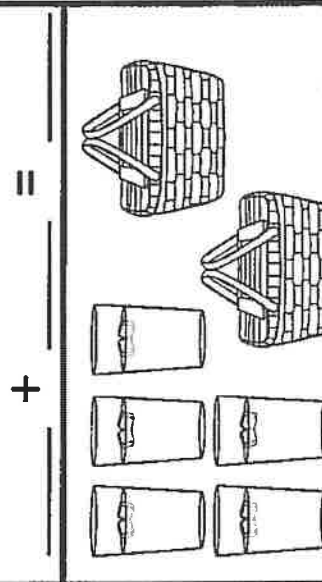
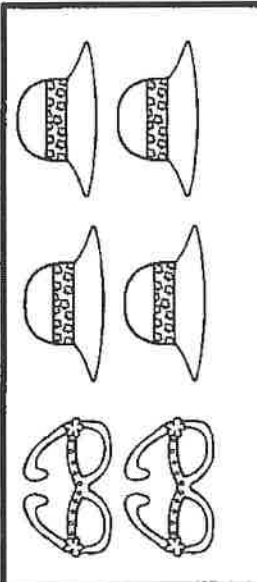
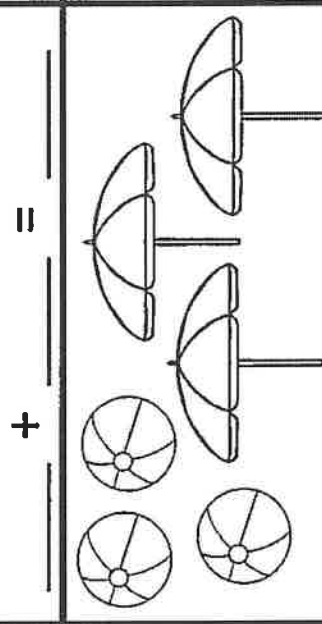
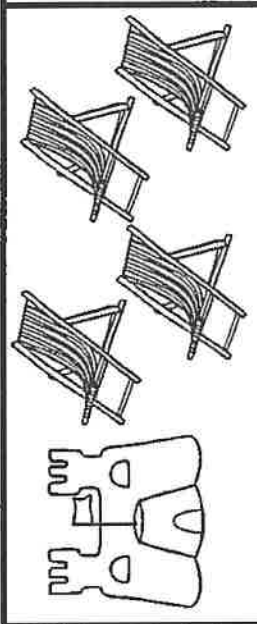
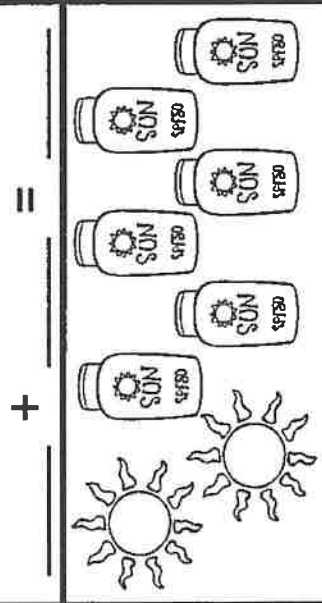
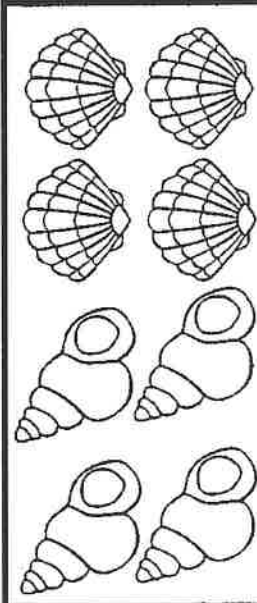
Name: \_\_\_\_\_



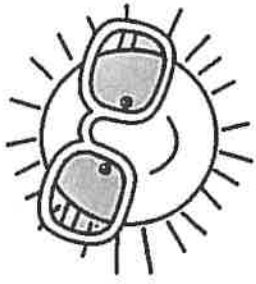
# Adding Up Summer Fun

Name: \_\_\_\_\_

Look at the items in each box. Color all the same items the same color and all the other items a different color. Now use the pictures in each box to write an addition equation.









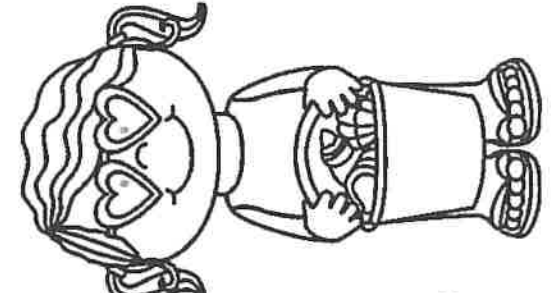






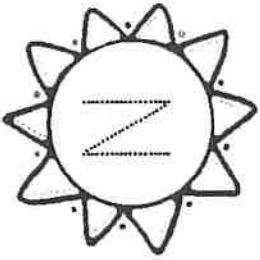




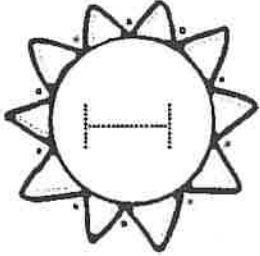







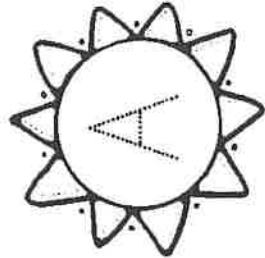




# SUNNY CAPITAL LETTERS

Name: \_\_\_\_\_





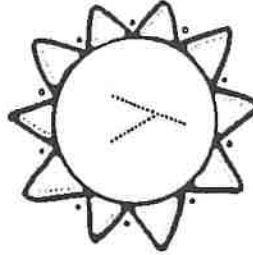







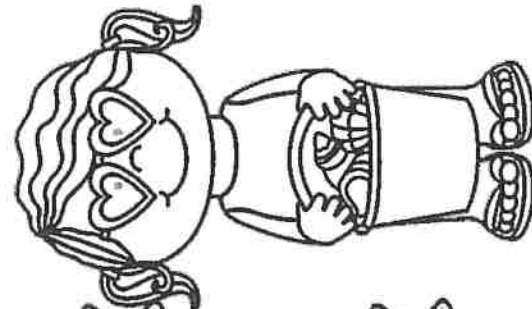


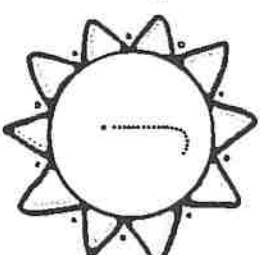




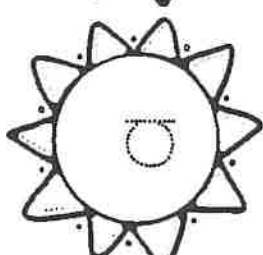






Write the ABCs in capital letters.





# Sunny Lowercase Letters



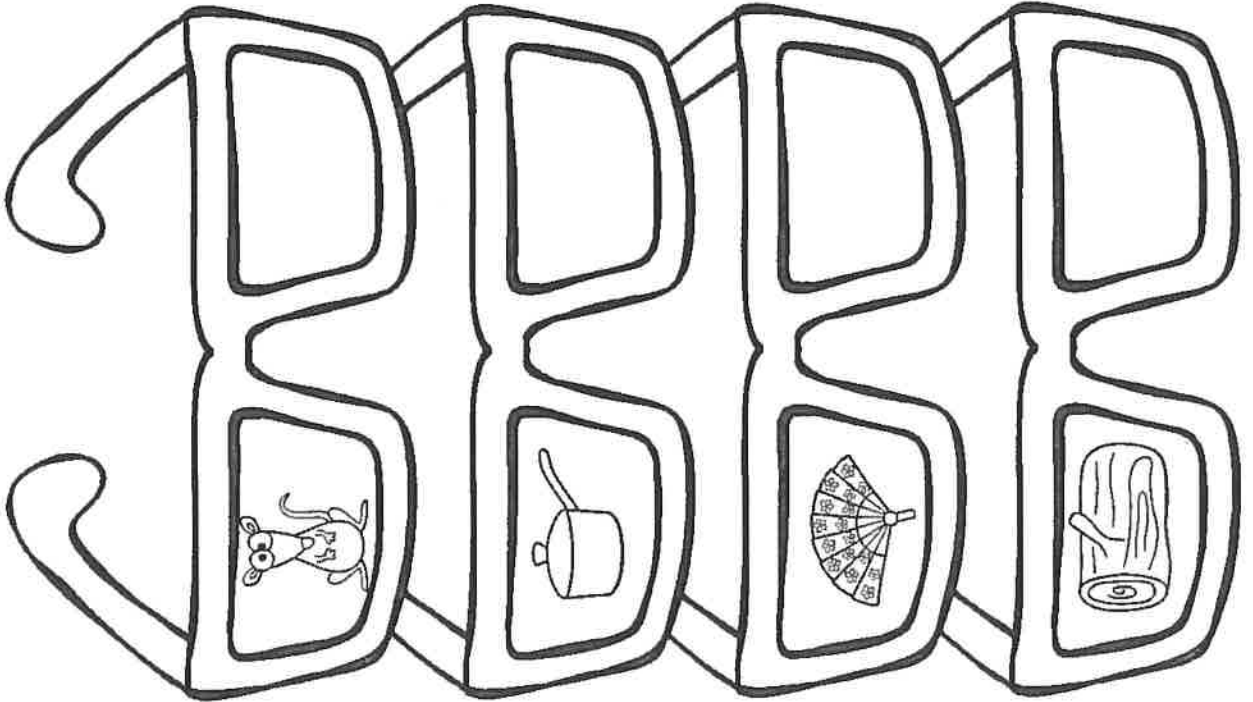
Name: \_\_\_\_\_  
Write the ABCs in lowercase letters.



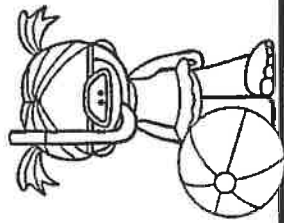
# Funny Sunny Rhymes

Cut and glue the pictures to the matching  
sunglass lens rhyme.

Name: \_\_\_\_\_

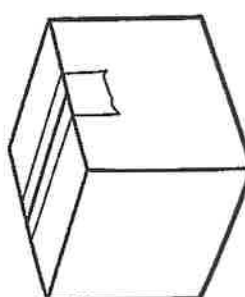



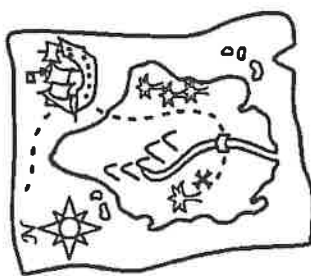





# Beach Ball Bounce It To The Middle



Name: \_\_\_\_\_







Look and say the pictures below. Find the beach ball with the matching middle vowel sound by dotting it with a bingo dotter or by coloring it in.

 <p>u o a</p>	 <p>u i o</p>	 <p>e a u</p>	 <p>e i o</p>
 <p>u i a</p>	 <p>e i o</p>	 <p>e a u</p>	 <p>e i o</p>


# Blooming Words

Name: \_\_\_\_\_

Write the CVC word next to the flower. For some added fun, color the flower and trace over the word in matching colored pencil or marker.


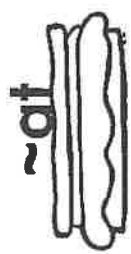


CVC



Name: \_\_\_\_\_ S'more Word Family Sorting

It's sticky business cooking smores and sorting word families. Cut the picture, sort and glue the pictures under the matching word family smore.



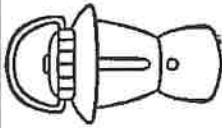
# Summer Camp Sounds

Name: \_\_\_\_\_

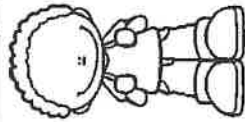
Look at the items in each box. Say the word and write the sound you hear at the end of each word. Color the pictures when you are finished.



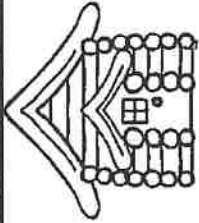
backpac \_\_\_\_\_



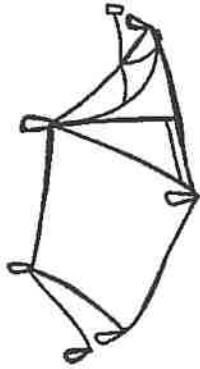
lantern \_\_\_\_\_



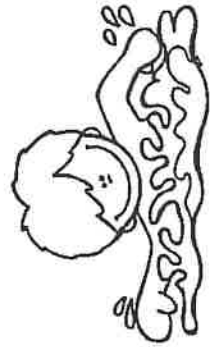
camper \_\_\_\_\_



cabin \_\_\_\_\_



tent \_\_\_\_\_



swim \_\_\_\_\_



rock \_\_\_\_\_



flashlight \_\_\_\_\_










bug \_\_\_\_\_

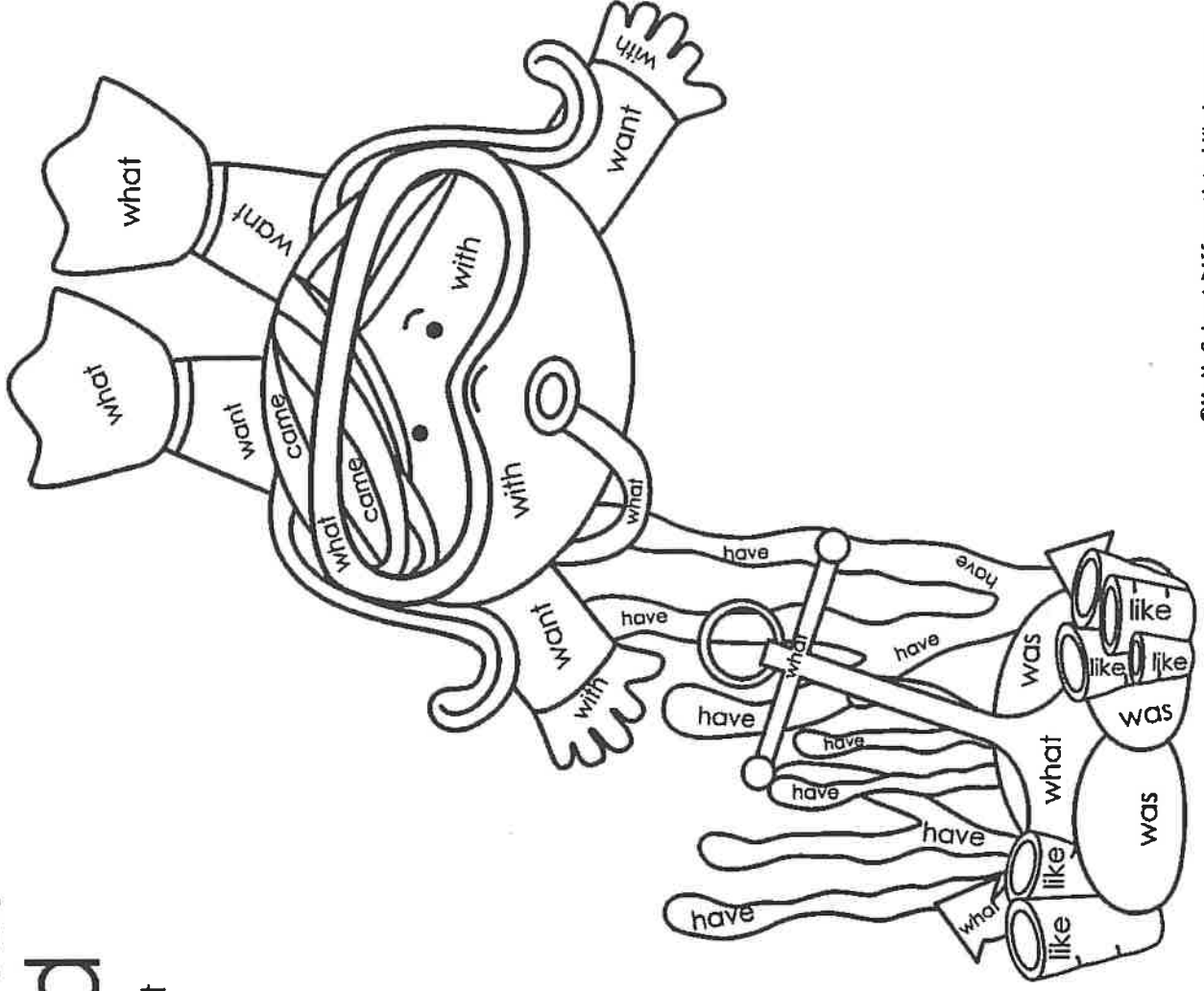
# Underwater Color By Sight Word

Name: \_\_\_\_\_

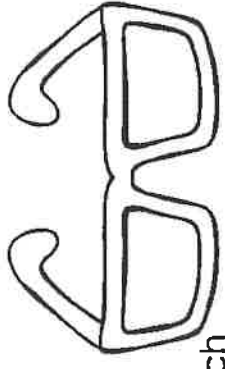
Use the key below to color the picture by sight words. Make sure you say the word as you color each part of the picture.

## Color Answer Key

- like =  blue
- came =  orange
- have =  green
- what =  yellow
- want =  red
- was =  grey
- with =  tan







# Sunny Read, Trace, Glue and Write

Read the word, trace it, glue the match  
and write the word on the lines.

Name: \_\_\_\_\_

see		
little		
said		
where		
one		

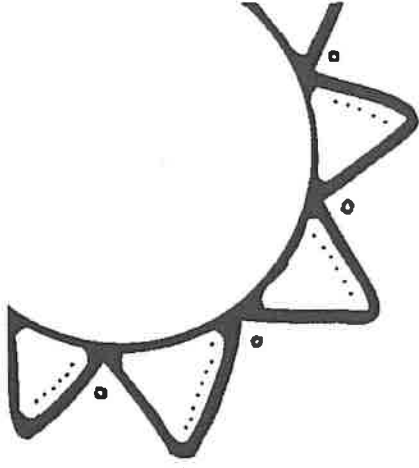
see where one said little

Pre-Primer

Name: \_\_\_\_\_

## Summer Day Writing

Write and draw about a real or made-up fun summer day. You can use the words in the word bank to help you.



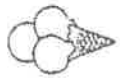
Four sets of handwriting lines, each consisting of a solid top line, a dashed middle line, and a solid bottom line.




bike



swimming



Ice cream



fireworks



sprinkler



bubbles

# My Sweet Summer Reading Log

Keep track of all your summer reading. Every time you read for 15 minutes, color in an ice cream cone.

