

June 2019

Dear Rising Second Grade Parents,

We are very excited to welcome your child to second grade! It is a fun and memorable year where your child will take the steps to become an independent learner. We designed this packet to give your child a head start for second grade. Have a wonderful summer! We can't wait to see you in August!

Required Assignments:

Summer Work Packet (attached)

Book Report

- ★ Keep your child reading! Your child should read at least one hour per week. This may include leveled readers, chapter books, magazine articles, comic books, etc. Ask them questions about what they read. This is an opportunity for your child to tell you about the books they love. You will be able to see what they really comprehend.
- ★ Activity Fun! Have your child choose one of their favorite books on their reading level and complete ONE activity to be turned in by the end of the first week of school.

Activity Choices:

- Create your own Book Cover telling about your book. Please include the title, author, main characters, and setting. Draw a picture of your favorite part.
- Create a poster pretending your book is going to be made into a movie. Include the title, author, and actors/actresses who may star in your movie. Draw a picture depicting your favorite scene from the movie.
- Write a letter to the author of your chosen book stating why or why you did or did not like the book. Write at least three to five sentences.

Math Fact Practice

- ★ Practice basic math facts 2-3 times per week (up to the sum of 20) in addition. Students will be assessed on addition facts when returning in August.

Optional Assignments:

- ★ Journaling! This is optional and does not need to be shared with us. Journaling is a fun way to record your summer memories while practicing your writing skills. They can even write letters or postcards to friends and family. As they write, you can look for things such as capitalization and punctuation, complete sentences, organized thoughts, use of details, etc.
- ★ Continue to practice D'Nealian handwriting with everything they write over the summer.
- ★ Below are math websites for your child to use over the summer:

<https://www.prodigygame.com/>

<https://www.mathabc.com>

- ★ Use the resources around you. Go to the beach, parks, museums, etc. Instead of just walking through these places or having a picnic, take the time to explore with your child. It won't necessarily be on their minds to ask about the animals, nature, or historical values of the place you visit, but they will love to find out about it when you offer them information.

We hope these ideas will help your child stay sharp this summer. The best thing you can do is take the fun of summer and squeeze in a bit of learning. They might not even realize you are doing it! Happy Summer!

Sincerely,
Your Second Grade Teachers

My Summer Learning Packet



Name: _____

Buckets of Crabs



Directions: Look at the number on each bucket.
Use the chart to make a new number.



1 more	
1 less	
10 more	
10 less	
100 more	



1 more	
1 less	
10 more	
10 less	
100 more	



1 more	
1 less	
10 more	
10 less	
100 more	



1 more	
1 less	
10 more	
10 less	
100 more	




1 more	
1 less	
10 more	
10 less	
100 more	



1 more	
1 less	
10 more	
10 less	
100 more	



Name _____



ABC Order for Summer



Directions: Help Sally put her buckets in ABC order.
Write the words as neatly as you can on the lines.



1. _____

2. _____

3. _____

4. _____

5. _____

6. _____

7. _____

8. _____


9. _____

Name _____



Summer Sentences

Directions: Fix each sentence and rewrite it in your best handwriting. Remember to start with a capital letter and end with the correct punctuation.



1. i like summer

2. do you like to eat popsicles when it is hot

3. we go camping during summer vacation

4. it is too hot to go outside

5. did you build a sandcastle today

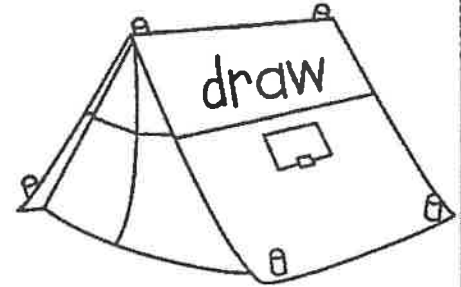
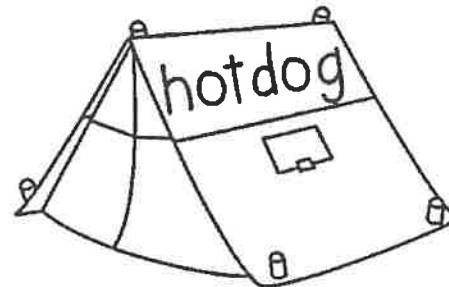
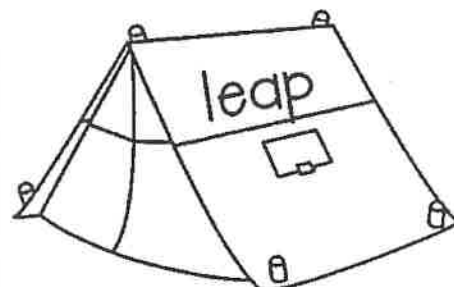
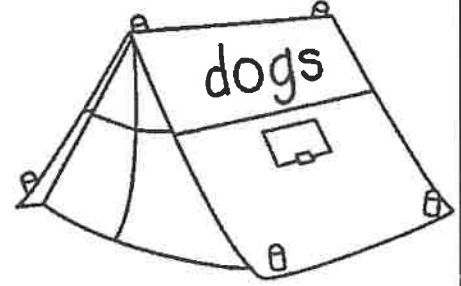
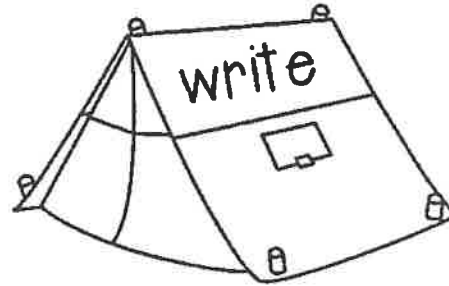
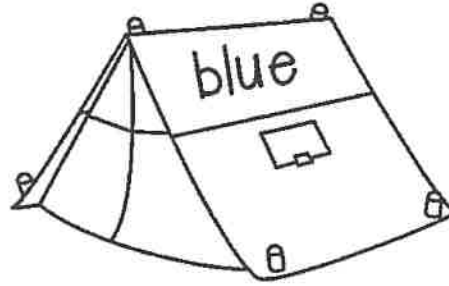
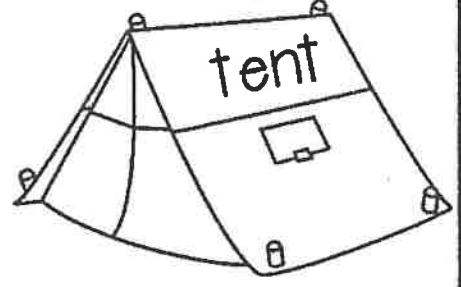
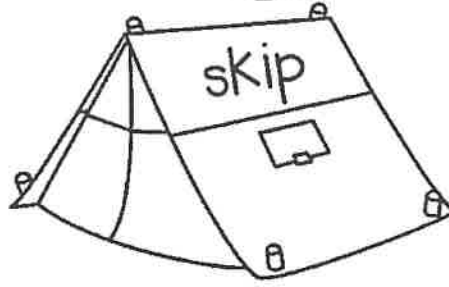
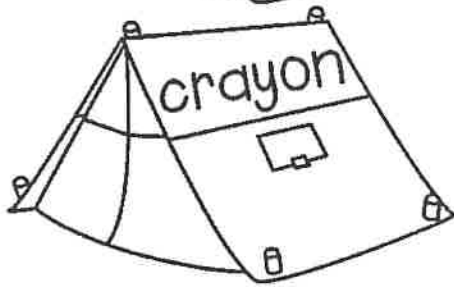
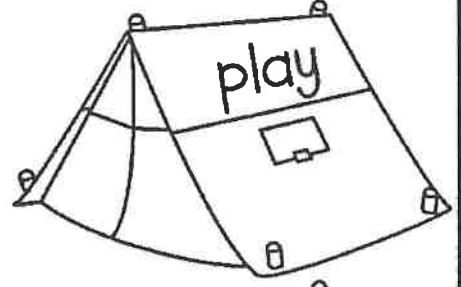
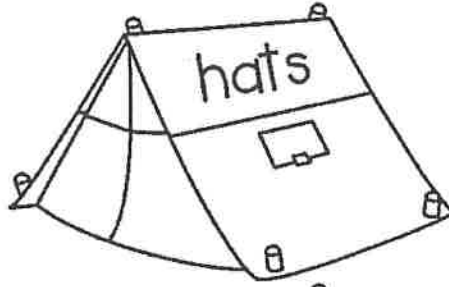
6. i caught a fish

Name _____

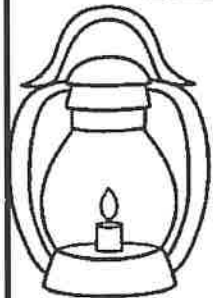


Camping for Verbs

Directions: Read the words on the tents. If the word is a verb, color the tent green. Color all of the other tents yellow.



Name _____








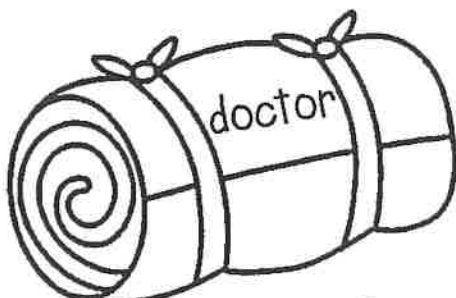


Camping for Nouns



Directions: Read the nouns on the sleeping bags.

Use the color code to color the sleeping bags.

person = red place = orange thing = green



Name _____

Colorful Popsicles

Color Code

Nouns=

red





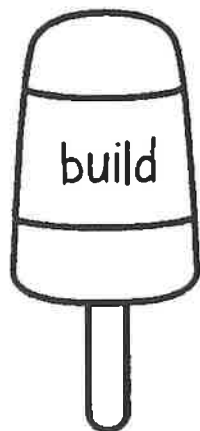
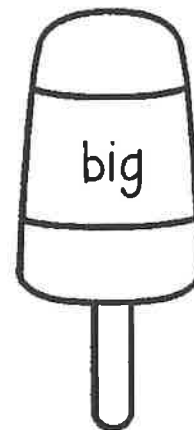



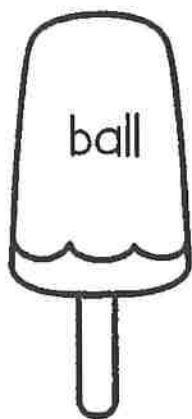
Verbs=

purple

Adjectives=


orange

Directions: Read the words on each popsicle and use the color code to color the popsicles.



Name _____

Compound Words!



Directions: Write the two words that make up each compound word. Next, put the compound words in ABC order. Finally, write a sentence using two compound words.

ABC Order

1. sandcastle _____ + _____

2. doghouse _____ + _____

3. hotdog _____ + _____

4. backpack _____ + _____

5. sailboat _____ + _____

6. flashlight _____ + _____

7. butterfly _____ + _____

8. ladybug _____ + _____

1. _____

2. _____

3. _____

4. _____

5. _____

6. _____

7. _____

8. _____

Directions: Write a sentence using two compound words.

Name _____



penny
1 cent



nickel
5 cents



dime
10 cents

Count On!

Directions: Look at the coins in each row.
Write the total amount for the coins as
you count on. The first one has been
started for you.



10



11



12



Total

_____ ¢



Total

_____ ¢



Total

_____ ¢



Total

_____ ¢



Total

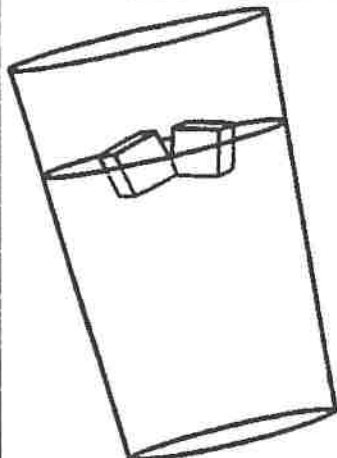
_____ ¢



Total

_____ ¢

Name _____



Let's Sell Lemonade

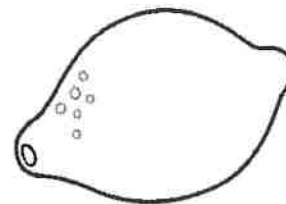
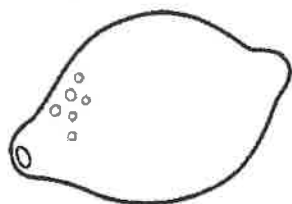
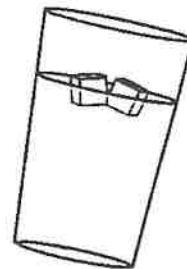


of

Day of the week

cups

Sunday	6
Monday	5
Tuesday	7
Wednesday	8
Thursday	12
Friday	9
Saturday	4



Directions: Use the Chart to answer the questions below.

1. What two days did the twins sell the most lemonade?

2. What two days did the twins sell the least cups of lemonade?

3. In all, how many cups of lemonade did they sell on Wednesday and Friday?

4. In all, how many cups of lemonade did they sell Sunday, Monday and Saturday?


5. How many more cups of lemonade did they sell on Thursday than Tuesday?

6. How many more cups of lemonade did they sell on Wednesday than Sunday?

Name _____

Bears in the Camp!

Directions: Read the statements at the bottom of the page.
Write the correct number for each set.



1. Four groups of ten and five ones =
2. Eight groups of ten and nine ones =
3. Seven groups of ten and three ones =
4. Nine groups of ten and nine ones =
5. Six groups of ten and two ones =
6. Five groups of ten and five ones =
7. Three groups of ten and eight ones =
8. One group of ten and zero ones =

Name _____

Missing Addends



Directions: Solve each number sentence by adding the missing addend.

$5 + \square = 16$

$\square + 9 = 14$

$\square + 8 = 19$

$8 + \square = 13$

$4 + \square = 20$

$\square + 6 = 18$

$\square + 6 = 19$

$0 + \square = 16$

$7 + \square = 17$

$\square + 1 = 24$

$\square + 4 = 12$

$5 + \square = 12$

$9 + \square = 18$

$\square + 4 = 15$

$\square + 5 = 19$

$9 + \square = 11$

$2 + \square = 20$

$\square + 6 = 19$

$\square + 7 = 14$

$3 + \square = 13$

Name _____

Make a Math Sentence

Directions: Add +, - and = between the numbers to make true facts.







5 <input type="text"/> 7 <input type="text"/> 12	4 <input type="text"/> 4 <input type="text"/> 8
10 <input type="text"/> 4 <input type="text"/> 6	6 <input type="text"/> 9 <input type="text"/> 15
15 <input type="text"/> 8 <input type="text"/> 7	11 <input type="text"/> 6 <input type="text"/> 5
6 <input type="text"/> 6 <input type="text"/> 12	10 <input type="text"/> 7 <input type="text"/> 3
10 <input type="text"/> 5 <input type="text"/> 5	7 <input type="text"/> 5 <input type="text"/> 12
9 <input type="text"/> 2 <input type="text"/> 11	8 <input type="text"/> 8 <input type="text"/> 16
12 <input type="text"/> 7 <input type="text"/> 5	9 <input type="text"/> 2 <input type="text"/> 7
8 <input type="text"/> 4 <input type="text"/> 12	15 <input type="text"/> 10 <input type="text"/> 5
13 <input type="text"/> 4 <input type="text"/> 9	7 <input type="text"/> 3 <input type="text"/> 10
17 <input type="text"/> 8 <input type="text"/> 9	12 <input type="text"/> 4 <input type="text"/> 16



Name _____

Summer Fact Families

Directions: Write the equations for each fact family.

	$\left. \begin{array}{l} 13 \\ 7 \\ 6 \end{array} \right\}$	
_____ + _____ = _____		_____ + _____ = _____
_____ + _____ = _____		_____ + _____ = _____
_____ - _____ = _____		_____ - _____ = _____
_____ - _____ = _____		_____ - _____ = _____


	$\left. \begin{array}{l} 17 \\ 9 \\ 8 \end{array} \right\}$	
_____ + _____ = _____		_____ + _____ = _____
_____ + _____ = _____		_____ + _____ = _____
_____ - _____ = _____		_____ - _____ = _____
_____ - _____ = _____		_____ - _____ = _____

	$\left. \begin{array}{l} 6 \\ 12 \\ 18 \end{array} \right\}$	
_____ + _____ = _____		_____ + _____ = _____
_____ + _____ = _____		_____ + _____ = _____
_____ - _____ = _____		_____ - _____ = _____
_____ - _____ = _____		_____ - _____ = _____

Name _____

Summer Fact Families


Directions: Use the 3 numbers to write 4 different facts.




_____	+	_____	=	_____
_____	+	_____	=	_____
_____	-	_____	=	_____
_____	-	_____	=	_____




_____	+	_____	=	_____
_____	+	_____	=	_____
_____	-	_____	=	_____
_____	-	_____	=	_____




_____	+	_____	=	_____
_____	+	_____	=	_____
_____	-	_____	=	_____
_____	-	_____	=	_____



_____	+	_____	=	_____
_____	+	_____	=	_____
_____	-	_____	=	_____
_____	-	_____	=	_____



_____	+	_____	=	_____
_____	+	_____	=	_____
_____	-	_____	=	_____
_____	-	_____	=	_____




_____	+	_____	=	_____
_____	+	_____	=	_____
_____	-	_____	=	_____
_____	-	_____	=	_____

Name _____

SUMMER

Addition



Directions: Add the 3 addends and write the sum.

$$\begin{array}{r} 3 \\ 7 \\ +5 \\ \hline \end{array}$$

$$\begin{array}{r} 4 \\ 9 \\ +1 \\ \hline \end{array}$$

$$\begin{array}{r} 9 \\ 1 \\ +5 \\ \hline \end{array}$$

$$\begin{array}{r} 4 \\ 2 \\ +5 \\ \hline \end{array}$$

$$\begin{array}{r} 6 \\ 6 \\ +3 \\ \hline \end{array}$$

$$\begin{array}{r} 8 \\ 2 \\ +7 \\ \hline \end{array}$$

$$\begin{array}{r} 5 \\ 5 \\ +5 \\ \hline \end{array}$$

$$\begin{array}{r} 6 \\ 4 \\ +9 \\ \hline \end{array}$$

$$\begin{array}{r} 5 \\ 3 \\ +7 \\ \hline \end{array}$$

$$\begin{array}{r} 3 \\ 7 \\ +3 \\ \hline \end{array}$$

$$\begin{array}{r} 4 \\ 4 \\ +8 \\ \hline \end{array}$$

$$\begin{array}{r} 7 \\ 7 \\ +1 \\ \hline \end{array}$$

$$\begin{array}{r} 9 \\ 1 \\ +4 \\ \hline \end{array}$$

$$\begin{array}{r} 3 \\ 8 \\ +2 \\ \hline \end{array}$$

$$\begin{array}{r} 4 \\ 8 \\ +2 \\ \hline \end{array}$$

$$\begin{array}{r} 6 \\ 5 \\ +4 \\ \hline \end{array}$$

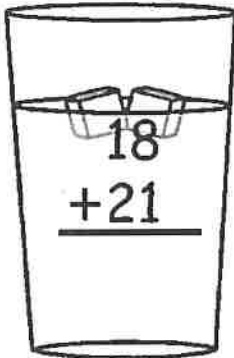
Name _____

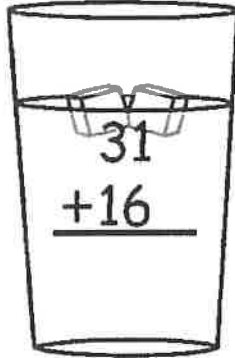
Double Digit Lemonade Addition (no regrouping)

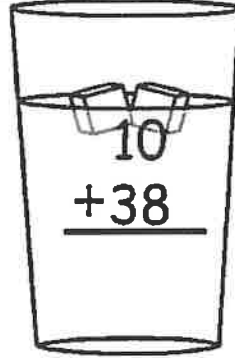


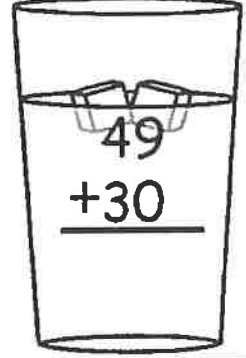
Directions: Find the sums.

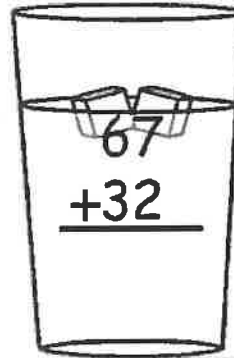
© Annie Moffatt • The Moffatt Girls 2013



$$\begin{array}{r} 18 \\ +21 \\ \hline \end{array}$$

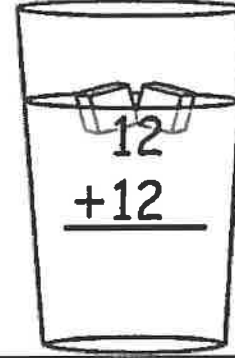

$$\begin{array}{r} 31 \\ +16 \\ \hline \end{array}$$

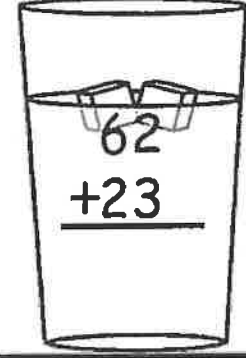

$$\begin{array}{r} 10 \\ +38 \\ \hline \end{array}$$

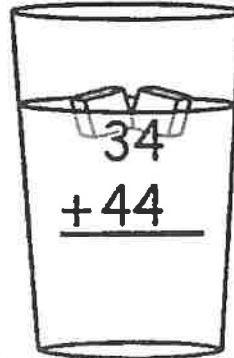

$$\begin{array}{r} 49 \\ +30 \\ \hline \end{array}$$

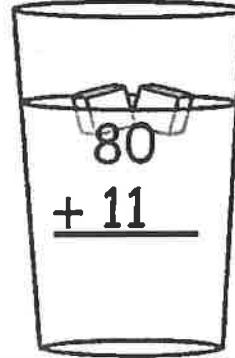

$$\begin{array}{r} 67 \\ +32 \\ \hline \end{array}$$



$$\begin{array}{r} 28 \\ +50 \\ \hline \end{array}$$

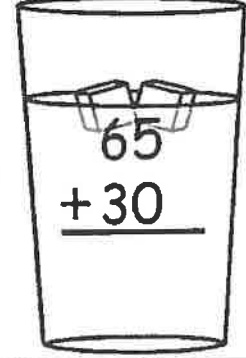

$$\begin{array}{r} 12 \\ +12 \\ \hline \end{array}$$

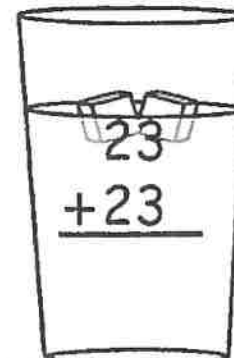

$$\begin{array}{r} 62 \\ +23 \\ \hline \end{array}$$

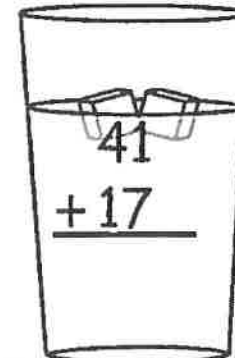

$$\begin{array}{r} 34 \\ +44 \\ \hline \end{array}$$

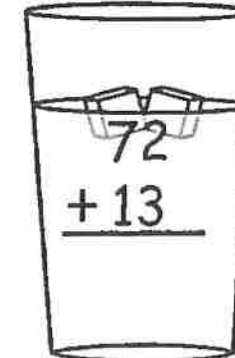

$$\begin{array}{r} 80 \\ +11 \\ \hline \end{array}$$

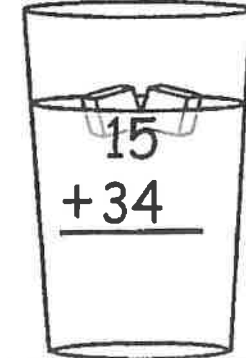

$$\begin{array}{r} 17 \\ +32 \\ \hline \end{array}$$


$$\begin{array}{r} 65 \\ +30 \\ \hline \end{array}$$


$$\begin{array}{r} 23 \\ +23 \\ \hline \end{array}$$


$$\begin{array}{r} 41 \\ +17 \\ \hline \end{array}$$


$$\begin{array}{r} 72 \\ +13 \\ \hline \end{array}$$


$$\begin{array}{r} 15 \\ +34 \\ \hline \end{array}$$

Name _____

Fix it Up Summer Sentences!



Directions: Read the sentences. Fix the grammar mistakes in each sentence. Rewrite the sentence on the lines in your best handwriting.

1. i took my shovel bucket flip flops to the beach

2. did you bring the hotdogs watermelon and chips

3. watch out there is a raccoon in your tent

4. we caught three small fish two medium fish and one big fish

Name _____

Summer ABC Order

Directions: Cut out the summer words. Put them in ABC order and write the words on the lines.



goggles

bucket

shovel

flip flops

swim

glasses

summer

beach

flippers

crab

shells

umbrella

ocean

lemonade

towels

water

1. _____

9. _____

2. _____

10. _____

3. _____

11. _____

4. _____

12. _____

5. _____

13. _____

6. _____

14. _____

7. _____

15. _____


8. _____

16. _____



Name _____

Months of the Year



Directions: Cut out the months of the year and put them in order.
Write the names of the months of the year in order on the lines below.

- | | |
|----------|-----------|
| 1. _____ | 7. _____ |
| 2. _____ | 8. _____ |
| 3. _____ | 9. _____ |
| 4. _____ | 10. _____ |
| 5. _____ | 11. _____ |
| 6. _____ | 12. _____ |

Direction: Write a sentences or two about one of your favorite months.

March

May

June

December

January

April

August

February

July

September


November

October

Name: _____

Nouns, Verbs and Adjectives!

Directions: Cut, paste and sort into the correct columns.



Nouns



Verbs



Adjectives

©Annie Moffatt @ The Moffatt Girls 2014

Directions: Use the nouns, verbs and adjectives to write three complete sentences.

1. _____

2. _____

3. _____

shell

run

beach

build

dolphin

swim

sun

salty

tall

windy

happy

sandy

make

crab

smile

Name _____

Summer Sentences!

Directions: Choose a word and/or phrase from each column.
Write 5 complete sentences using each word and phrase only once.



Who	Did What	Where
The crab	hopped	in the sand.
My friend	jumped	under an umbrella.
My dog	crawled	by a sea turtle.
I	ran	on the boat.
The seal	slept	near a crab.

1.

2.


3.

4.

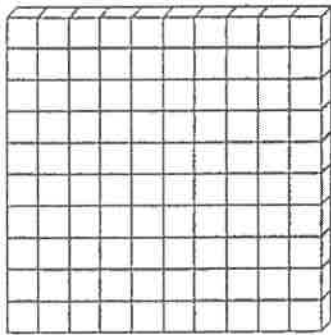
5.

Name: _____

Summer Base Tens Count and Color



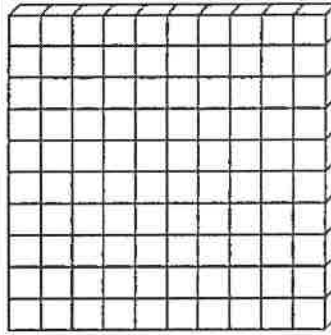
Directions: Read the numbers in each box. Count and color the base ten blocks to match. Answer the questions for each number.



39

___ tens ___ ones


altogether _____



56

___ tens ___ ones

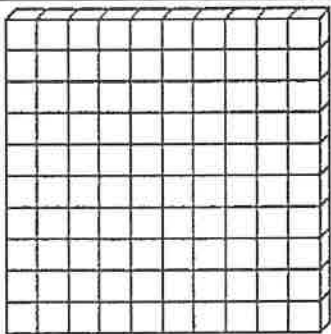
altogether _____



73

___ tens ___ ones

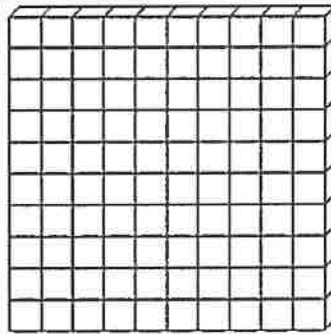
altogether _____



99

___ tens ___ ones

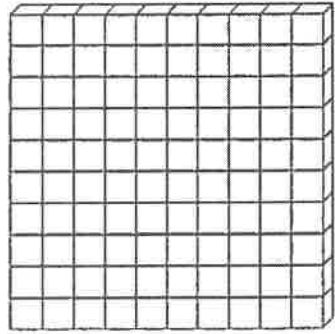
altogether _____



48

___ tens ___ ones

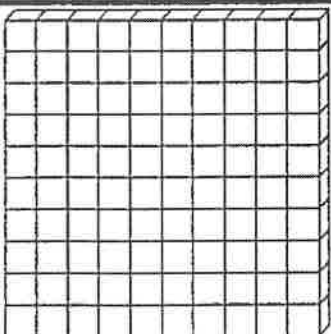
altogether _____



33

___ tens ___ ones

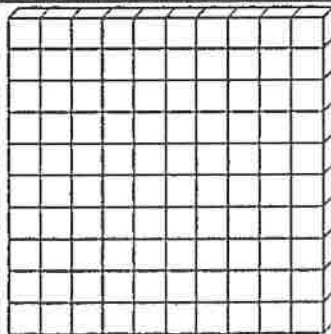
altogether _____



65

___ tens ___ ones


altogether _____



71

___ tens ___ ones

altogether _____



82

___ tens ___ ones

altogether _____

Name: _____

Number Riddles

Directions: Read the clues to help you solve the riddle.
Write the answer on the line.



I am thinking of a number.
It is greater than 43.
It is less than 45.
What number is it? _____

I am thinking of a number.
It is less than 10.
It is odd.
It is more than 7.
What number is it? _____

I am thinking of a number.
It is more than 70.
It is less than 80.
It has a 6 in the ones place.
What number is it? _____

I am thinking of a number.
It is less than 80.
It is greater than 70.
It has a 5 in the ones place.
What number is it? _____

I am thinking of a number.
It is less than 20.
It has a 1 in the ones place.
It is greater than 10
What number is it? _____

I am thinking of a number.
It is less than 30.
It is greater than 20.
It has a 8 in the ones place.
What number is it? _____

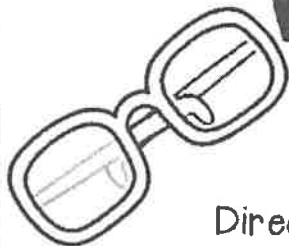
I am thinking of a number.
It is greater than 90.
It is less than 100.
It has a 7 in the ones place.
What number is it? _____

I am thinking of a number.
It has a 3 in the tens place.
It has a 0 in the ones place.
What number is it? _____

I am thinking of a number.
It has an 5 in the ones place.
It has a 8 in the tens place.
What number is it? _____

I am thinking of a number.
It has a 4 in the ones place.
It has a 9 in the tens place.
What number is it? _____

Name _____



Word Problems for Summer



Directions: Solve the word problems. Show your work.

There were 19 hotdogs. The campers ate 12 hotdogs. How many are left?
Show your work:

answer _____

There are 3 boxes of popsicles. Each box has 5 popsicles. How many popsicles in all?
Show your work:

answer _____

There were 18 ice cubes in the lemonade. The hot sun melted some and now there are 11 left. How many ice cubes melted?
Show your work:

answer _____

John had 20 shells in his bucket. He gave 6 to Susie. How many shells does he have left?
Show your work:

answer _____

There were 9 marshmallows on the table. Mom put 12 more on the table. How many marshmallows are on the table now?
Show your work:

answer _____

There were 6 buckets. Each bucket had 4 crabs. How many crabs in all?
Show your work:

answer _____

Name _____

Ice Cream Facts

Directions: Solve the problems.
Cut and paste them in the correct columns.

True

False

©Annie Moffatt @ The Moffatt Girls 2014

$2 + 7 = 6 + 3$

$2 + 5 = 8 + 0$

$9 + 1 = 7 + 2$

$5 + 2 = 3 + 4$

$4 + 5 = 5 + 3$

$4 + 4 = 3 + 4$

$6 + 4 = 5 + 5$

$10 + 5 = 8 + 6$

$3 + 3 = 6 + 2$

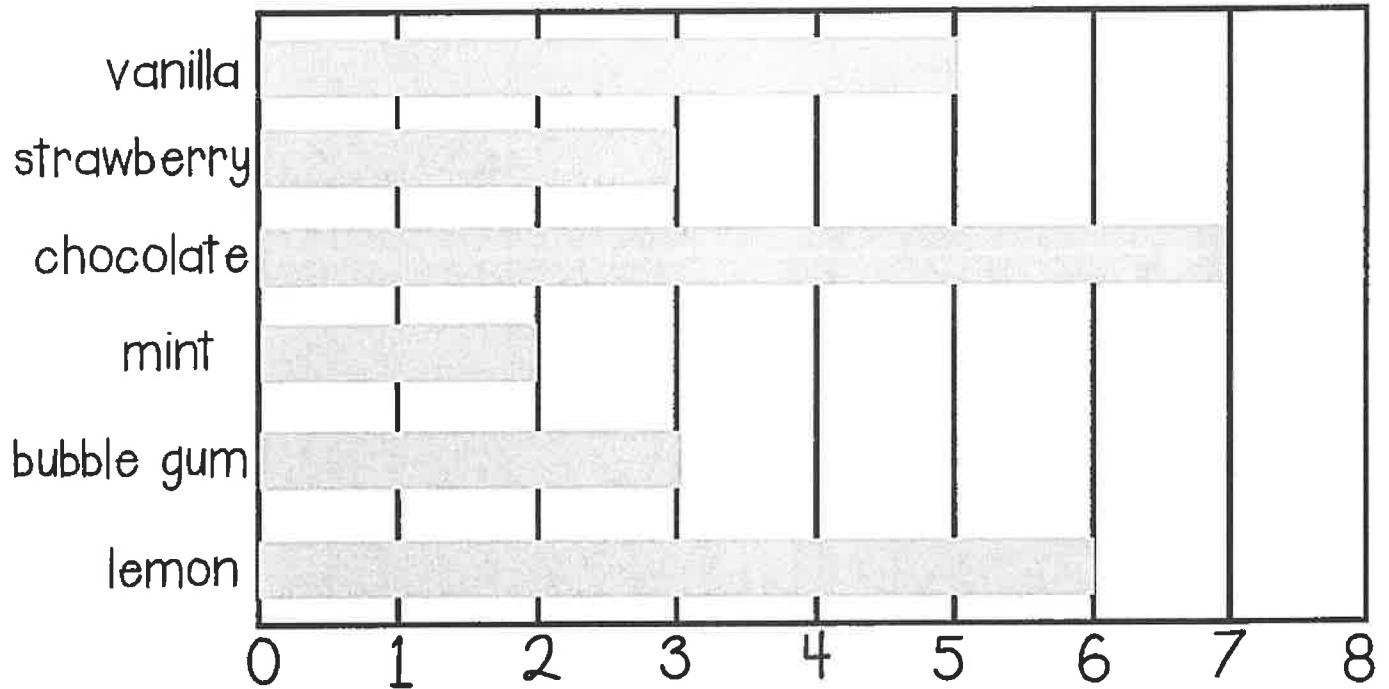
$2 + 4 = 3 + 3$

Name _____

Bar Graphing Ice Cream

Directions: The students voted for their favorite ice cream flavor.

Use the bar graph to help you answer the questions below.



1. Which flavor did the students like best?

2. Which flavor was the least favorite?

3. How many children liked mint and lemon?

4. How many more children liked chocolate than strawberry?

5. How many children are in the class?

1st Grade Sight Word Flashcards

after

again

an

any

ask

as

by

could

every

fly

from

give

going

had

has

her

1st Grade Sight Word Flashcards

him

his

how

just

know

let

live

may

of

old

once

open

over

put

round

some

1st Grade Sight Word Flashcards



stop



take



thank



them



then



think



walk



were



when