Dear Parents, June 2022

Welcome to Kindergarten! Your child is a precious gift from God; thank you for sharing him/her with us. We hope that our school community will nurture your child's growth in many ways.

During the past months, your child has learned a great deal about his/her peers, the wonderful world and themselves. Many parents already know how to keep the excitement and thirst for knowledge alive and growing over the summer. To ensure the best possible transition to a new school year, please consider some of the following summer activity suggestions listed below.

Set aside time to read with your child at every opportunity. As your child reads this summer, have him or her color the Reading Record Sheets. Don't forget to record both the reading your child does to you and the reading you do with your child as well. When school begins in August, we will collect these logs for a treat!

Ask your child to tell you what he or she notices about the print you encounter - in books, on menus, on billboards, etc. As you read, run your finger below the words as you read them (This helps your child continue to associate spoken words with written print and reinforces left to right direction). Play rhyming games. Memorize favorite rhymes. Engage your child in conversation, and listen to their response. The public library offers fun and exciting programs to encourage reading.

Encourage your child to express themselves in words and pictures. Writing with phonetic spelling continues to be an excellent way to reinforce systems of meaning that are important to both the reading and the writing processes. Continue to practice correct pencil grasp while printing upper and lower case letters.

Strengthen math skills by playing with math concepts such as counting, patterning, sorting, measuring, etc. Practice writing numbers 0-10 and using math vocabulary (more, fewer, first, second, third, etc.). Use measuring tools together (yardstick, ruler, tape measure, scales, etc.). The attached packet is filled with many different engaging and fun reading, writing, and math activities.

Take field trips to the library, plays, concerts, museums, or any other opportunity for knowledge and enrichment. Experiencing, questioning, discussing, and trial and error are vital in order to help your child become a lifelong learner.

Last, but not least, enjoy each other and have fun! Summer is a time to set a more relaxed pace so that children can begin a new school year rested and ready to face new challenges. We look forward to meeting all our newly minted Kindergartners in August! Have a great summer and happy learning!

Your Kindergarten Teachers

SJEDS

Rising Kindergarten Skills Practice



Directions

Letter Pages:

1. Using a pencil, practice your letter formation by tracing each letter.
2. Cut out pictures that begin with the letter and glue them in the box. (You can look in newspapers, magazines, and mail advertisements.)

Number Pages:

1. Using a pencil, practice your number formation by tracing each number.
2. Using crayons, complete the number activities for the rest of the page.

10-frame example: 2

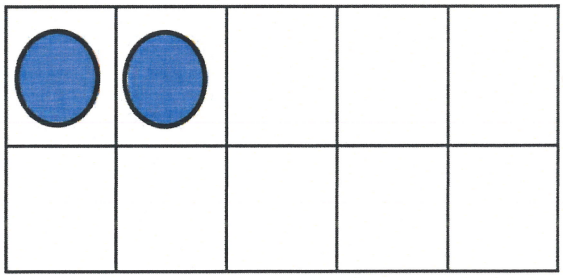

**Bring this to your Kindergarten teacher on the 1st day of school!

A A A A A A

A A A A A A

Things that begin with the letter Aa:

B B B B B B B

B B B B B B B

Things that begin with the letter Bb:

C C C C C C C

C C C C C C C

Things that begin with the letter Cc:

D D D D D D D

D D D D D D D

Things that begin with the letter Dd:

Things that begin with the letter Ee:

Things that begin with the letter Ff:

G G G G G G

G G G G G G

Things that begin with the letter Gg:

Things that begin with the letter Cc:

Things that begin with the letter Ii:

J J J J J J

J J J J J J

Things that begin with the letter Jj:

K K K K K K K

K K K K K K K

Things that begin with the letter Kk:

Things that begin with the letter Ll:

M M M M M M

M M M M M M

Things that begin with the letter Mm:

N N N N N N N

N N N N N N N

Things that begin with the letter Nn:

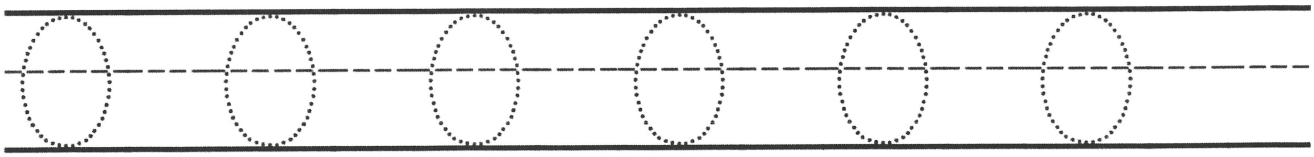

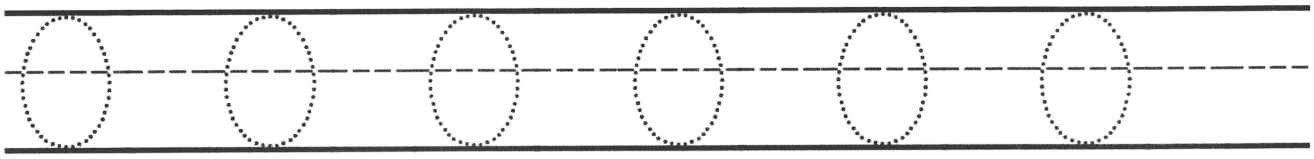

Things that begin with the letter Oo:

p p p p p p p

p p p p p p p

Things that begin with the letter Pp:

Q Q Q Q Q Q

Q Q Q Q Q Q

Things that begin with the letter Qq:

R R R R R R R

R R R R R R R

Things that begin with the letter Rr:

S S S S S S S

S S S S S S S

Things that begin with the letter Ss:

Things that begin with the letter Tt:

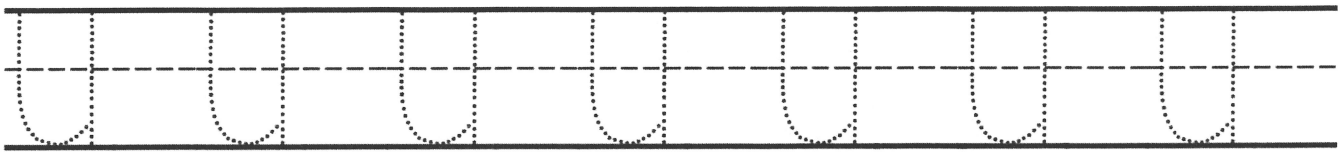

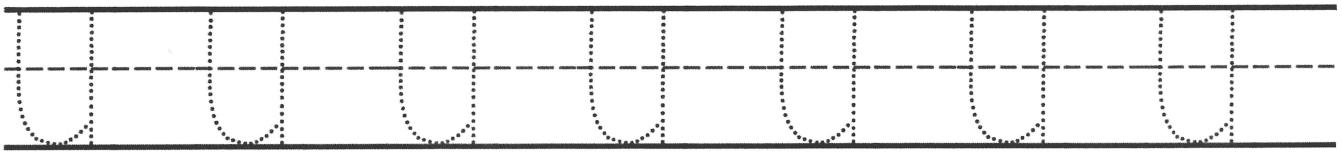

Things that begin with the letter Uu:

V V V V V V

V V V V V V

Things that begin with the letter Vv:

W W W W W

W W W W W

Things that begin with the letter Ww:

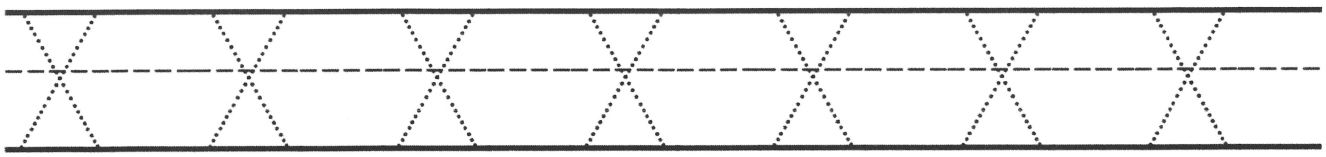

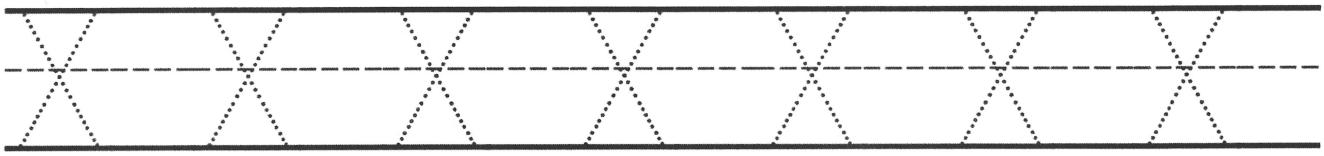

Things that begin with the letter Xx:

Y Y Y Y Y Y Y

Y Y Y Y Y Y Y

Things that begin with the letter Yy:

Z z Z z Z z Z z Z z Z z Z z

Z z Z z Z z Z z Z z Z z Z z

Things that begin with the letter Zz:

I can make 1 tally mark.	I can draw 1 shape.
I can show the number in a 10 frame.	I can write the number 1, one time.

2 2 2 2 2 2 2

I can make 2 tally marks.	I can draw 2 shapes.
I can show the number in a 10 frame.	I can write the number 2, two times.

3 3 3 3 3 3 3

I can make 3 tally marks.	I can draw 3 shapes.
I can show the number in a 10 frame.	I can write the number 3, three times.

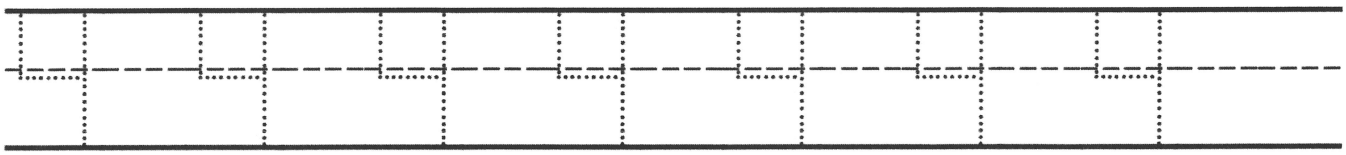

I can make 4 tally marks.

I can draw 4 shapes.

I can show the number in a 10 frame.

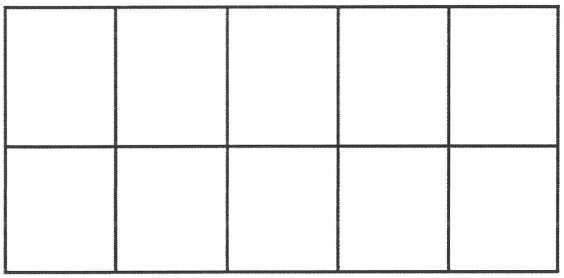

I can write the number 4, four times.

5 5 5 5 5 5 5

I can make 5 tally marks.

I can draw 5 shapes.

I can show the number in a 10 frame.

I can write the number 5, five times.

6 6 6 6 6 6 6

I can make 6 tally marks.	I can draw 6 shapes.
I can show the number in a 10 frame.	I can write the number 6, six times.

7 7 7 7 7 7 7

I can make 7 tally marks.

I can draw 7 shapes.

I can show the number in a 10 frame.

I can write the number 7, seven times.

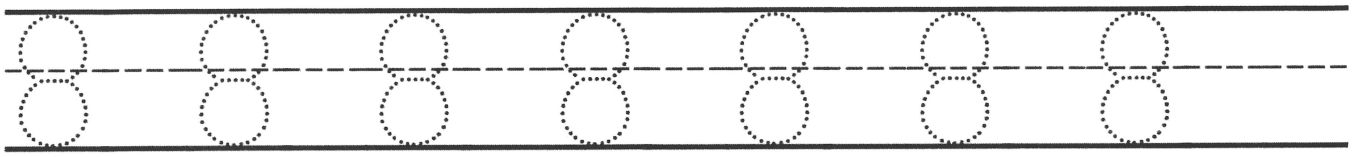

I can make 8 tally marks.	I can draw 8 shapes.
I can show the number in a 10 frame.	I can write the number 8, eight times.

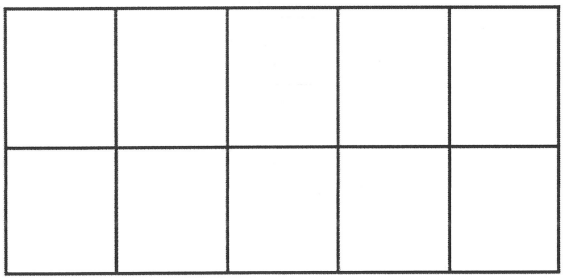

9 9 9 9 9 9 9

I can make 9 tally marks.

I can draw 9 shapes.

I can show the number in a 10 frame.

I can write the number 9, nine times.

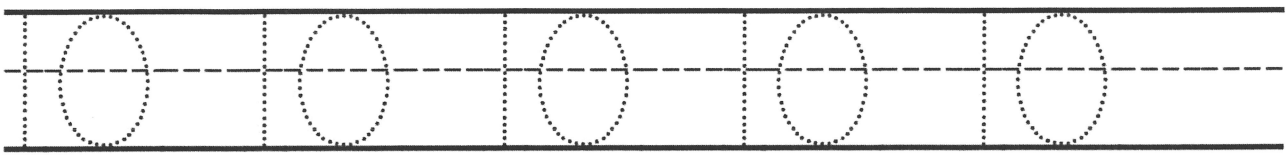

I can make 10 tally marks.	I can draw 10 shapes.
I can show the number in a 10 frame.	I can write the number 10, ten times.